










What time is it?

I. Look and write the time. Do as the example.

		
Example: It's ten to three.	<input type="text"/>	<input type="text"/>
		
<input type="text"/>	<input type="text"/>	<input type="text"/>
		
<input type="text"/>	<input type="text"/>	<input type="text"/>

II. Write the time in numbers. Do as the example

- It's seven thirty –**7:30**.....
- It's five to ten –
- It's quarter to one –
- It's a quarter past three –
- It's eight forty-five –
- It's ten past eleven –
- It's a quarter to three –
- It's four thirty-five –
- It's twelve o'clock –
- It's two fifty-five –

III. Write the time in words. Do as the example

12:00 ..**twelve o'clock**.....

6:15

9:45

10:10

11:35

2:50

8:05

3:15

1:40

4:10



Tell the times:

