

Name: \_\_\_\_\_

Date: \_\_\_\_\_

Class: \_\_\_\_\_

Task 1: Look and read. Put a tick (✓) or a cross (✗) in the box.

1.



This is a boat.

☐

2.



This is a lorry.

☐

3.



This is a train.

☐

4.



This is a bike.

☐


5.



This is a helicopter.

☐

**Task 2: Look and read. Write Yes or No.**




0. The bike is between two motorbikes. ....Yes.....
1. There is a girl riding a bike. ....
2. There are four motorbikes. ....
3. The bus is behind the car. ....
4. One boy is eating an ice cream. ....
5. The children are walking. ....

**Task 3: Look at the pictures. Look at the letters. Write the words.**

**Example**



b u s




**Questions**

1



\_\_\_\_\_



2



\_\_\_\_\_



3



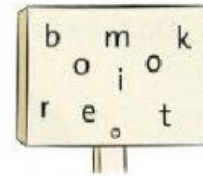
\_\_\_\_\_



4



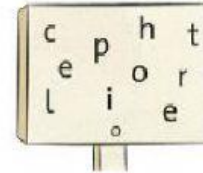
\_\_\_\_\_



5



\_\_\_\_\_



**Task 4: Look at the pictures and read the questions. Write one-word answers.**



### Examples

Where is the girl with brown hair? in the .....helicopter.....






How many people are sitting down?

two

### Questions

1 What colour is the school?



2 How many trees are there?

3 Where are the children?

in the



4 Who is waving the .....

5 What is the woman doing? taking a .....

**Task 5: Read the story. Choose a word from the box. Write the correct word next to numbers 1-5.**



### A school bus

A school bus is big and long. A ..... man ..... or a woman drives it. In the morning you see lots of school buses in the (1) ..... with cars, bikes and (2) .....

The bus stops next to the children's (3) ..... or flats. The children sit in the bus and put their (4) ..... on the floor. The bus goes to the school and then its (5) ..... opens and the children run to their classrooms!

#### Example



man



door



cow



street



houses



bags



lorries



hand