











Match the symbols shown in Column I with what they mean as given in the map in the textbook, in Column II by drawing arrows.

| Column I | Column II |
|--|----------------------|
| (i)  | (a) Bus stop |
| (ii)  | (b) Gate of park |
| (iii)  | (c) Hospital |
| (iv)  | (d) House |
| (v)  | (e) Post office |
| (vi)  | (f) Ruchira's home |
| (vii)  | (g) Ruchira's School |
| (viii)  | (h) Shop |
| (ix)  | (i) Tree |
| (x)  | (j) Well |