



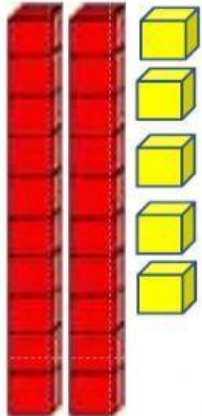
**TEMA:** Números hasta 50

**Objetivo:**

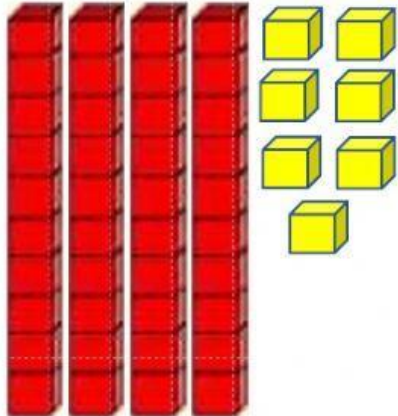
Contar, representar, leer y escribir números hasta 50.



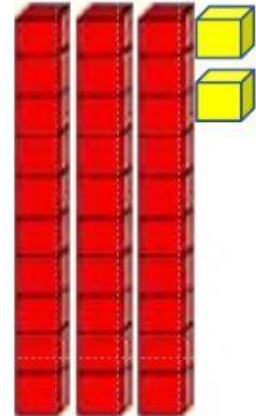
1.- Escribe en la tabla posicional el número que se representa con la base 10.



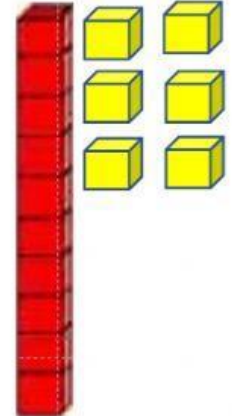
|   |   |
|---|---|
| D | U |
|   |   |



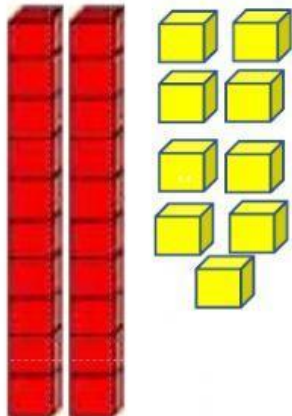
|   |   |
|---|---|
| D | U |
|   |   |



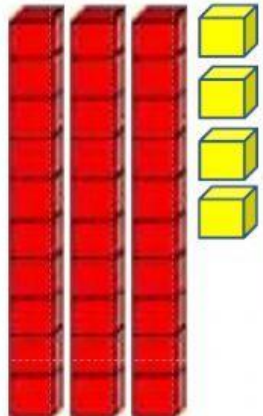
|   |   |
|---|---|
| D | U |
|   |   |



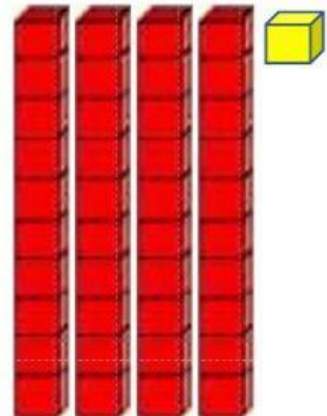
|   |   |
|---|---|
| D | U |
|   |   |



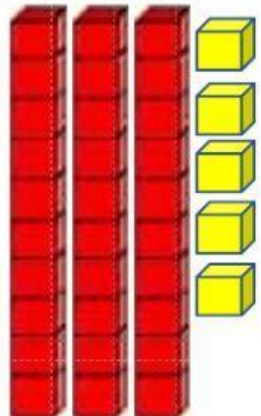
|   |   |
|---|---|
| D | U |
|   |   |



|   |   |
|---|---|
| D | U |
|   |   |











































|   |   |
|---|---|
| D | U |
|   |   |



|   |   |
|---|---|
| D | U |
|   |   |

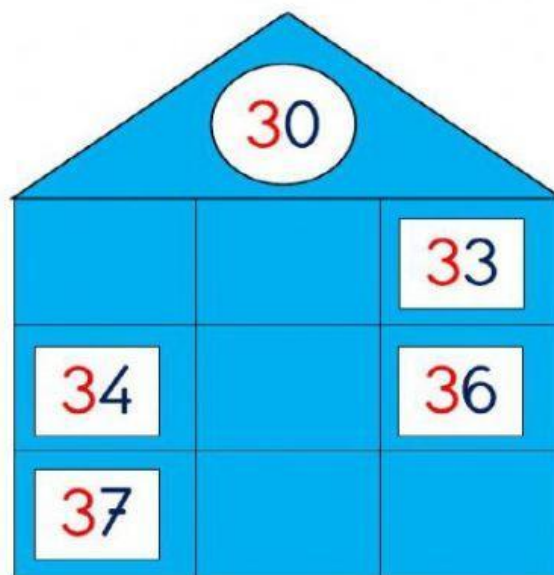
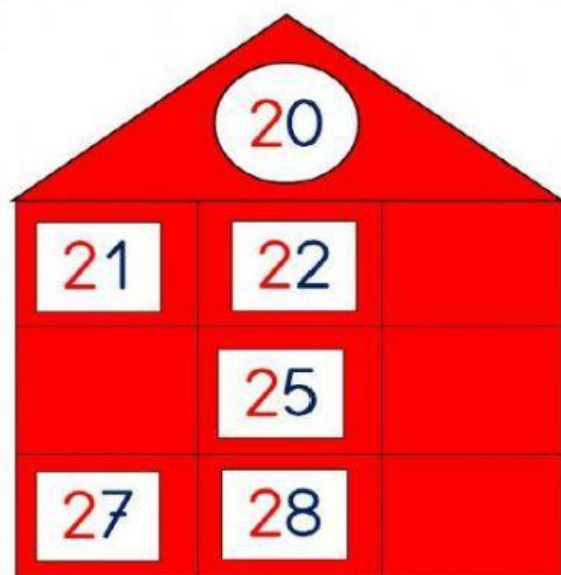
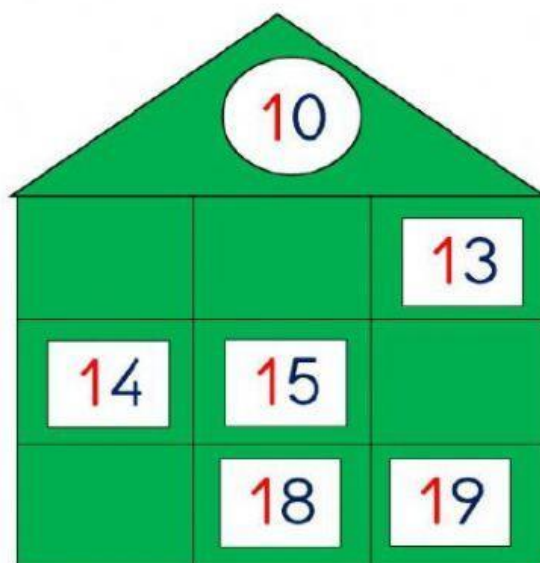
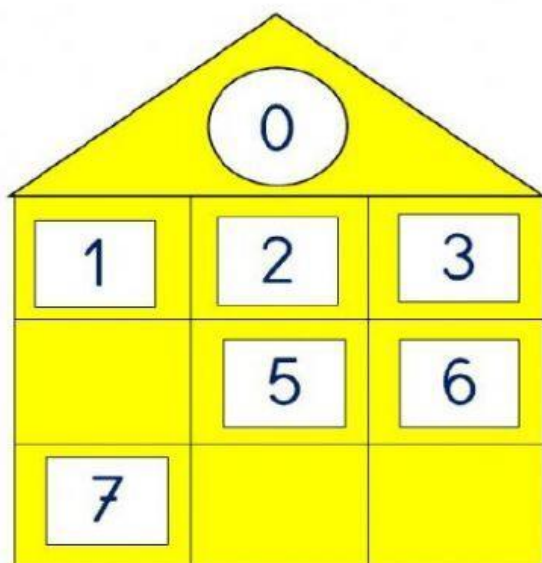
2.-Descubre el número oculto y escríbelo en el casillero según corresponda.

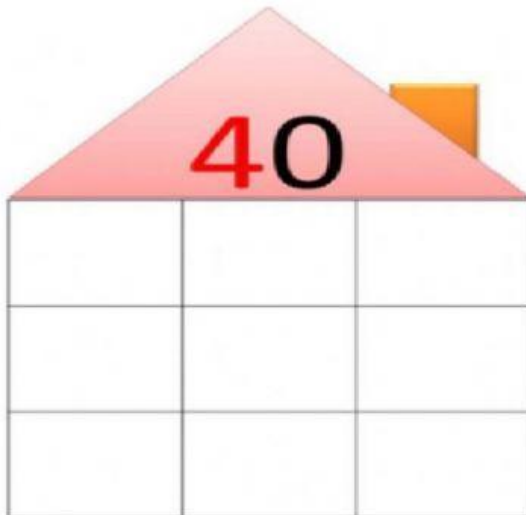
|   |   |   |   |   |   |  |   |   |   |
|---|---|---|---|---|---|--|---|---|---|
| 1   |  | 3   | 4   |  | 6   | 7  |  | 9   |  |
|  | 12  | 13  |  |  | 16  |  | 18  |  | 20  |
|  | 22  |  | 24  | 25  |  | 27   |  | 29  | 30  |
| 31  |  | 33  |  |  | 36  | 37   | 38  |  | 40  |
| 41  |  |  | 44  | 45  | 46  | 47   | 48  |  | 50  |

|   |                      |   |                      |   |                      |   |                      |
|---|----------------------|---|----------------------|---|----------------------|---|----------------------|
|   | <input type="text"/> |   | <input type="text"/> |   | <input type="text"/> |   | <input type="text"/> |
|  | <input type="text"/> |  | <input type="text"/> |  | <input type="text"/> |  | <input type="text"/> |
|  | <input type="text"/> |  | <input type="text"/> |  | <input type="text"/> |  | <input type="text"/> |
|  | <input type="text"/> |  | <input type="text"/> |  | <input type="text"/> |  | <input type="text"/> |
|  | <input type="text"/> |  | <input type="text"/> |  | <input type="text"/> |  | <input type="text"/> |



3. Completa las casitas con los números que faltan siguiendo la serie.





47    42    45    49  
43    48    41    46    44

4. Observa la cantidad que forma cada ábaco y escríbela en la tabla posicional.

|  |   |   |  |  |  |   |   |  |  |  |   |   |  |  |
|--|---|---|--|--|--|---|---|--|--|--|---|---|--|--|
| <br><table border="1" style="margin: 5px;"> <tr><td>d</td><td>u</td></tr> <tr><td> </td><td> </td></tr> </table> | d | u |  |  | <br><table border="1" style="margin: 5px;"> <tr><td>d</td><td>u</td></tr> <tr><td> </td><td> </td></tr> </table> | d | u |  |  | <br><table border="1" style="margin: 5px;"> <tr><td>d</td><td>u</td></tr> <tr><td> </td><td> </td></tr> </table> | d | u |  |  |
| d  | u |   |  |  |  |   |   |  |  |  |   |   |  |  |
|  |   |   |  |  |  |   |   |  |  |  |   |   |  |  |
| d  | u |   |  |  |  |   |   |  |  |  |   |   |  |  |
|  |   |   |  |  |  |   |   |  |  |  |   |   |  |  |
| d  | u |   |  |  |  |   |   |  |  |  |   |   |  |  |
|  |   |   |  |  |  |   |   |  |  |  |   |   |  |  |
| <br><table border="1" style="margin: 5px;"> <tr><td>d</td><td>u</td></tr> <tr><td> </td><td> </td></tr> </table> | d | u |  |  | <br><table border="1" style="margin: 5px;"> <tr><td>d</td><td>u</td></tr> <tr><td> </td><td> </td></tr> </table> | d | u |  |  | <br><table border="1" style="margin: 5px;"> <tr><td>d</td><td>u</td></tr> <tr><td> </td><td> </td></tr> </table> | d | u |  |  |
| d  | u |   |  |  |  |   |   |  |  |  |   |   |  |  |
|  |   |   |  |  |  |   |   |  |  |  |   |   |  |  |
| d  | u |   |  |  |  |   |   |  |  |  |   |   |  |  |
|  |   |   |  |  |  |   |   |  |  |  |   |   |  |  |
| d  | u |   |  |  |  |   |   |  |  |  |   |   |  |  |
|  |   |   |  |  |  |   |   |  |  |  |   |   |  |  |

5.-Escribe el nombre de cada número.

48

17

25

43

34

