

Name: _____ Class: _____ Date: _____

2

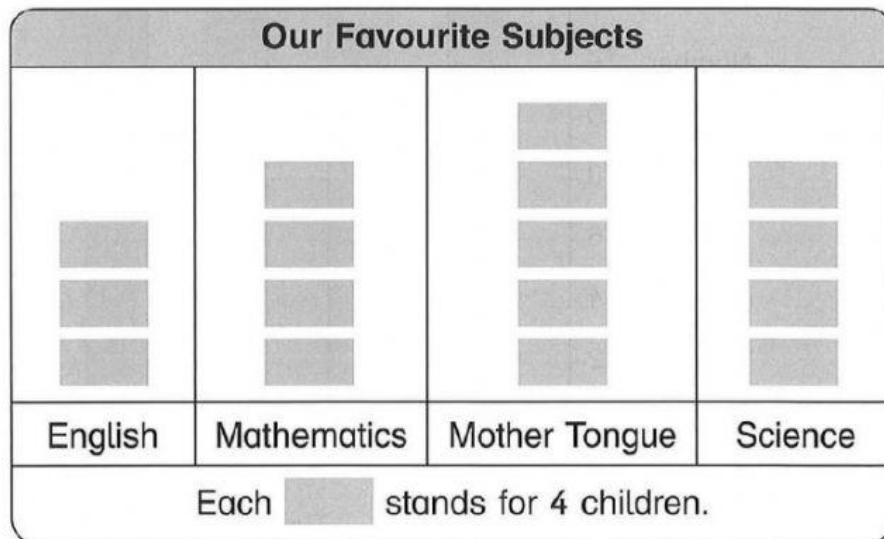
Graphs

Activity 1 Bar Graphs



1

A group of children made this picture graph to show their favourite subjects in school.

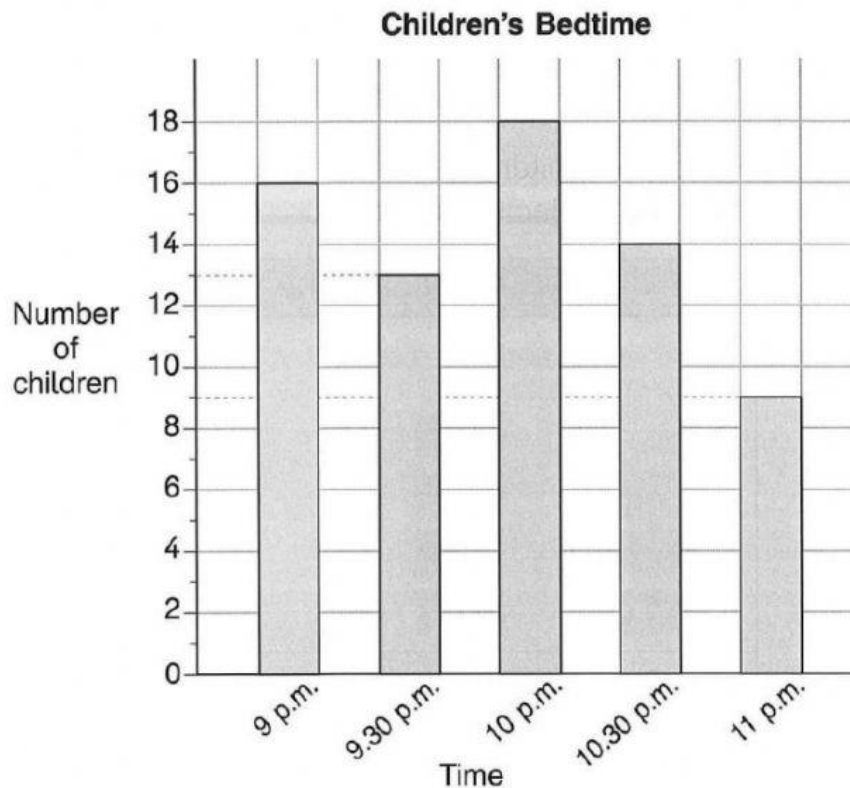


Fill in the blanks.

- 20 children like _____ most.
- _____ children like Mathematics most.
- _____ more children prefer Mother Tongue to English.
- The least number of children choose _____ as their favourite subject.
- There are as many children who like Mathematics as those who like _____.

2

This bar graph shows the time at which a group of children go to bed.

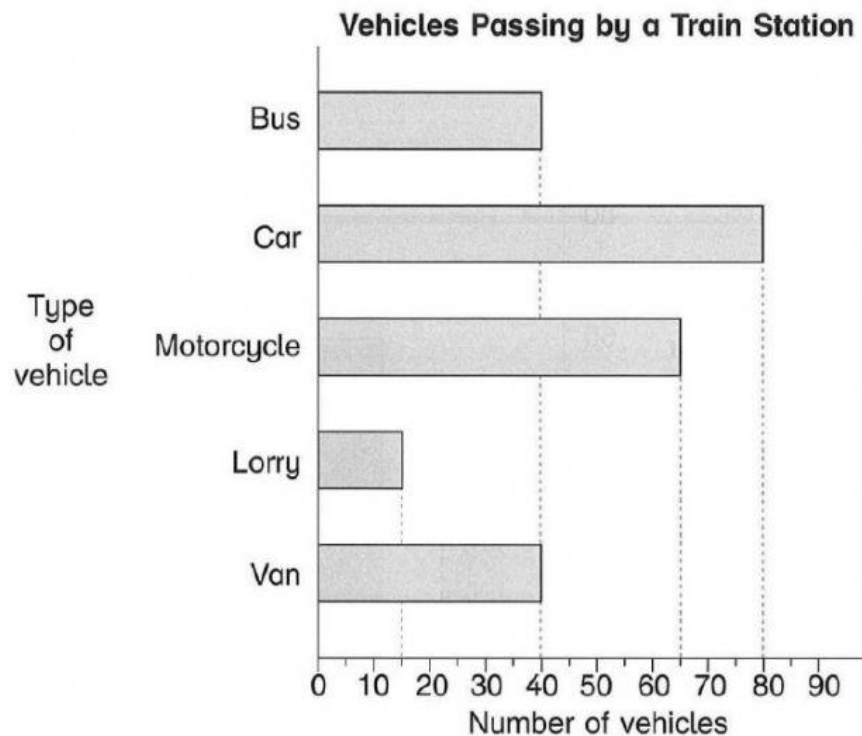


Fill in the blanks.

- _____ children go to bed at 9 p.m.
- _____ children go to bed at 9.30 p.m.
- _____ more children go to bed at 9 p.m. than at 9.30 p.m.
- Most of the children go to bed at _____ p.m.
- _____ children go to bed before 11 p.m.
- _____ times as many children go to bed at 10 p.m. as those who go to bed at 11 p.m.

3

This bar graph shows the types of vehicles that passed by a train station from 8 a.m. to 10 a.m.



Fill in the blanks.

- _____ vans passed by the train station.
- The least number of vehicles that passed by the train station was _____.
- 40 more _____ than buses passed by the train station.
- The same number of _____ and _____ passed by the train station.
- 45 of the cars that passed by the train station were driven by men. _____ of the cars were driven by women.