

TOPIC: AT HOME TEST











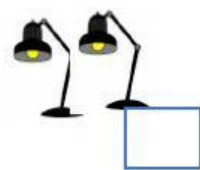





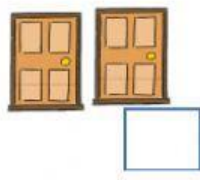
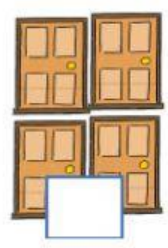



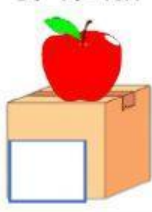




Part I: LISTENING

Exercise 1: Listen and write a name or a number . There are two examples.

- | | |
|--------------------------------------|---------------|
| 0. What's the boy's name? |Sam..... |
| 0. How old is he? |10..... |
| 1. Which class is Sam in? | |
| 2. What's the name of Sam's teacher? | Mr..... |
| 3. Who sits next to Sam in class? | |
| 4. How many books are in Sam's bag? | |
| 5. How old is Sam's sister? | |

Exercise 2: Listen and tick (V) the correct picture.

<p>1. Where is the cat?</p> <div>  <input type="checkbox"/> </div> <div>  <input type="checkbox"/> </div> <div>  <input type="checkbox"/> </div>	<p>5. What do you see in the bedroom?</p> <div>  <input type="checkbox"/> </div> <div>  <input type="checkbox"/> </div> <div>  <input type="checkbox"/> </div>
<p>2. Where is the ball?</p> <div>  <input type="checkbox"/> </div> <div>  <input type="checkbox"/> </div> <div>  <input type="checkbox"/> </div>	<p>6. How many lamps are there?</p> <div>  <input type="checkbox"/> </div> <div>  <input type="checkbox"/> </div> <div>  <input type="checkbox"/> </div>
<p>3. Where is the bird?</p> <div>  <input type="checkbox"/> </div> <div>  <input type="checkbox"/> </div> <div>  <input type="checkbox"/> </div>	<p>7. How many doors are there?</p> <div>  <input type="checkbox"/> </div> <div>  <input type="checkbox"/> </div> <div>  <input type="checkbox"/> </div>
<p>4. Where is Sam?</p> <div>  <input type="checkbox"/> </div> <div>  <input type="checkbox"/> </div> <div>  <input type="checkbox"/> </div>	<p>8. What is on the box?</p> <div>  <input type="checkbox"/> </div> <div>  <input type="checkbox"/> </div> <div>  <input type="checkbox"/> </div>

PART II: READING + WRITING

Exercise 1: Look, choose the words from the box and write:

Box	Clock	Cupboard	Computer	Sofa
Kitchen	Living room	Radio	Bedroom	Television
Window	Mirror	Lamp	Armchair	Door
Table	Wall	Bookcase	Picture	Rug



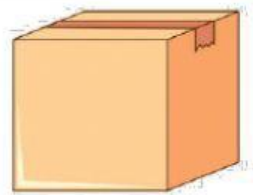
1. _____



2. _____



3. _____



4. _____



5. _____



6. _____



7. _____



8. _____



9. _____



10. _____



11. _____




12. _____



13. _____



14. _____



15. _____



16. _____



17. _____



18. _____



19. _____



Exercise 2: Fill in the blanks with "a/an"

1  orange

2  apple

3  umbrella

4  rabbit

5  bus

6  kite

7  desk

8  elephant

9  sheep

10  lemon

11  egg

12  cake

Exercise 3: Read and write: " There is- There are"

1. How many windows are there?
- two windows.



2. How many boxes are there?
- one box.



3. How many lamps are there?
- three lamps.



4. How many televisions are there?
- a television.



5. How many armchairs are there?
- two armchairs.



6. How many sofas are there?
- two sofas.



Exercise 4: Look and write: on- behind- in front of- next to- between- under.

1. Where is the cat?

It is _____ the lamp.



2. Where is the cat?

- It is _____ the rug.



3. Where is the cat?

- It is _____ the sofa.



4. Where is the cat?

- It is _____ the television.



5. Where is the cat?

- It is _____ the armchair.



6. Where is the cat?

- It is _____ two windows.



7. Where is the picture?

It is _____ the wall.



8. Where is the cat?

- It is _____ the bookcase.



9. Where is the cat?

- It is _____ the door.



10. Where is the cat?

- It is _____ the mirror.



11. Where is the cat?

- It is _____ the table.



12. Where is the cat?

- It is _____ the table.

