








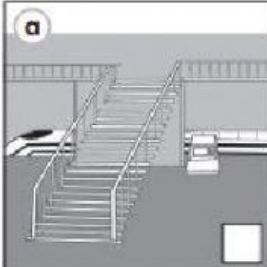




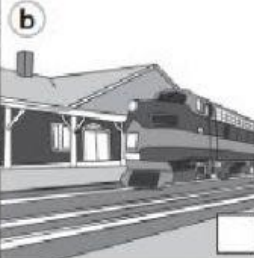
Código: UEP: 2.2. P8. F3	PROCESO DE EVALUACIÓN Y CALIFICACIÓN DEL APRENDIZAJE PREGUNTAS GUÍA DE PROYECTOS QUIMESTRALES	Versión No. 2.1
		Página 1 de 2

NIVEL/SUBNIVEL/GRADO	ÁREA:	ASIGNATURA: ENGLISH	AÑO LECTIVO 2021-2022
5TH	ENGLISH	QUIMESTRE: 1	
DOCENTES: Paulina Amoroso		BLOQUE CURRICULAR N°: 1 AND 2	
NAME:		#DIF. <u>21</u>	#D.LOG. ____
DATE:			









1. Listen and check (✓) the correct picture

/5

1	a  <input type="checkbox"/>	b  <input checked="" type="checkbox"/>
2	a  <input type="checkbox"/>	b  <input type="checkbox"/>
3	a  <input type="checkbox"/>	b  <input type="checkbox"/>
4	a  <input type="checkbox"/>	b  <input type="checkbox"/>
5	a  <input type="checkbox"/>	b  <input type="checkbox"/>
6	a  <input type="checkbox"/>	b  <input type="checkbox"/>


2. Listen and number


/5


a  <input type="text"/> 1	b  <input type="text"/>	c  <input type="text"/>
d  <input type="text"/>	e  <input type="text"/>	f  <input type="text"/>


4. What was the family doing yesterday at five o'clock /4
Read and complete the questions and answers using the past progressive form.


Was I/ he /she /it
Were you/they/we

1  Was Mike playing tennis?
Yes, he was .

2  _____ Dad and Grandpa reading a book?
No, they _____ .

3  _____ Alice sleeping?
No, she _____ .

4  _____ Lily and Jenny doing their homework?
Yes, they _____ .

5  _____ you and your mom shopping?
Yes, we _____ .

5. Put the correct answers together (Join) /4

According to Isan's book

One type of parent

Phone

An example of gadget

Cool parents

Artificial Intelligence

Robots will do everything

Future

Think by itself

