














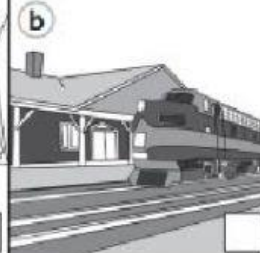
Código: UEP: 2.2. P8. F3	PROCESO DE EVALUACIÓN Y CALIFICACIÓN DEL APRENDIZAJE PREGUNTAS GUÍA DE PROYECTOS QUIMESTRALES	Versión No. 2.1
		Página 1 de 2

NIVEL/SUBNIVEL/GRADO	ÁREA:	ASIGNATURA: ENGLISH	AÑO LECTIVO 2021-2022
5TH	ENGLISH	QUIMESTRE: 1	
DOCENTES: Paulina Amoroso		BLOQUE CURRICULAR N°: 1 AND 2	
NAME:		#Dif. <u>24</u>	#D.Log. _____
DATE:			









1. Listen and check (✓) the correct picture

/5

1	 <input type="checkbox"/>	 <input checked="" type="checkbox"/>
2	 <input type="checkbox"/>	 <input type="checkbox"/>
3	 <input type="checkbox"/>	 <input type="checkbox"/>
4	 <input type="checkbox"/>	 <input type="checkbox"/>
5	 <input type="checkbox"/>	 <input type="checkbox"/>
6	 <input type="checkbox"/>	 <input type="checkbox"/>

2. Listen and number

/5

 <input type="checkbox"/>	 <input type="checkbox"/>	 <input type="checkbox"/>
 <input type="checkbox"/>	 <input type="checkbox"/>	 <input type="checkbox"/>

4. What was the family doing yesterday at five o'clock

/4

Read and complete the questions and answers using the past progressive form.

1



_____ Was Mike playing tennis?

Yes, he was .

2



_____ Dad and Grandpa reading a book?

No, they _____ .

3



_____ Alice sleeping?

No, she _____ .

4



_____ Lily and Jenny doing their homework?

Yes, they _____ .

5



_____ you and your mom shopping?

Yes, we _____ .

5. Put the correct answers together

/4

According to Isan's book

One type of parent

Phone

An example of gadget

Cool parents

Artificial Intelligence

Robots will do everything

Future

Think by itself

