

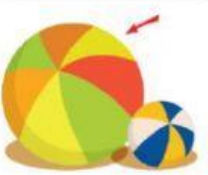





Theme 5 Toys




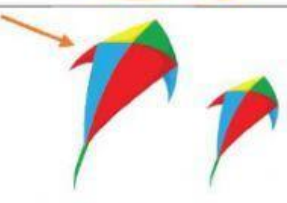

Lesson 1

Exercise 1 Look and write

doll	kite	ball	robot	big	small
------	------	------	-------	-----	-------


					
.....

Exercise 2 Look , read and match

a) I can see a <u>small robot</u> .		
b) I can see a <u>big kite</u> .		
c) I can see a <u>small doll</u> .		
d) I can see a <u>big ball</u> .		
e) I can see a <u>small ball</u> .		

Theme 5 Toys

Exercise 3 Look and circle the right option.



- a) I can see a small kite.
b) I can see a big kite.




- a) I can see a big ball.
b) I can see a small ball.



- a) I can see a big ball.
b) I can see a small ball.



- a) I can see a big doll.
b) I can see a small doll.




- a) I can see a small robot.
b) I can see a big robot.




- a) I can see a big doll.
b) I can see a small doll.

Exercise 4 Look and write



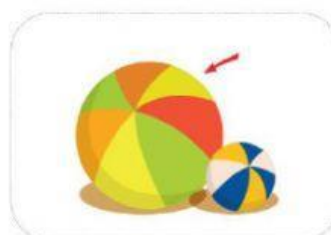
a) What can you see ?

.....



b) What can you see ?

.....



c) What can you see ?

.....



d) What can you see ?

.....



e) What can you see ?

.....








f) What can you see ?

.....


Theme 5 Toys

Lesson 2

Exercise 1 Look and write the missing letters

				
b _ _ e	mons _ _ _	b _ _ _	_ ar	tra _ _

Exercise 2 Look and read . Put a tick (✓) or cross (✗) in the box.



a) It's a ball. ☐



b) It's a boat. ☐



c) It's a car. ☐



d) It's a bike. ☐



e) It's a train. ☐



f) It's a monster. ☐

Theme 5 Toys

Exercise 3 Look and write



Anna

a



Dad

b



Rosy

c



Grandpa

d



Billy

e



Linda

f



Bella

g



a) What is this ?



It's Anna's ball.

b) What is this ?

.....

c) What is this ?

.....

d) What is this ?

.....

e) What is this ?

.....

f) What is this ?

.....

g) What is this ?

.....