

Nickname:

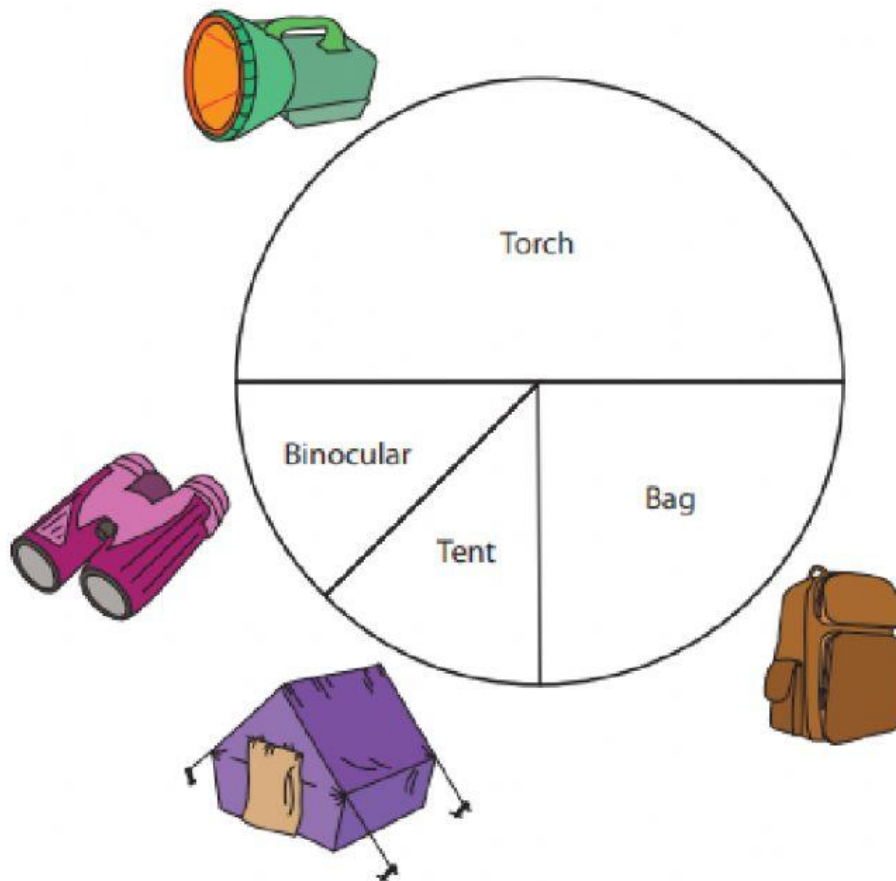
Semester 2 Quiz 1



Part 1: Answer what is being asked.

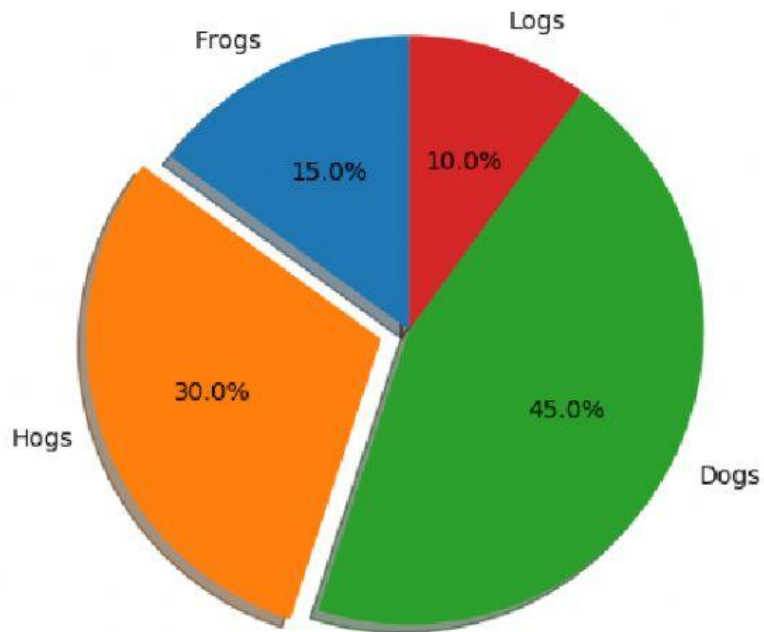
Pie Graph - Camping Supplies

Richard's Camping Store is the best for camping gear supplies. They made a pie graph on the sales of certain items during the month of July. Use the graph to answer the questions.



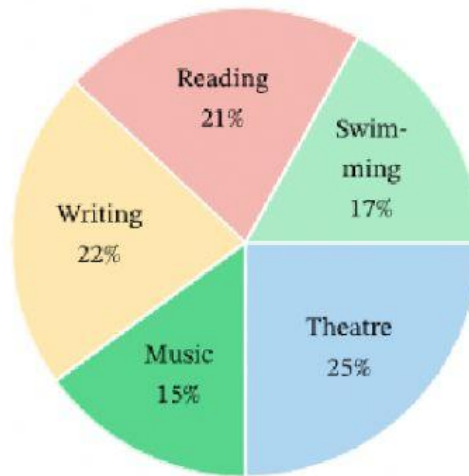
- 1) Which item sold the most in Richard's camping store? _____
- 2) What is the percentage of torches sold? _____
- 3) Did the store sell fewer bags or torches?
- 4) Is the sales % of bags more than the sales % of tents?
- 5) What is the percentage of bags sold? _____

Part 2: Write the correct answer on the blank.



1. If there are 40 hogs, then there are _____ dogs.
2. If there are 15 logs, then what is 100% of the pie chart? _____
3. If the total is 450, then frogs = _____ and hogs = _____.
4. What is the percentage of the hogs, frogs and dogs altogether? _____
5. If there are 45 frogs, then there are _____ hogs.

Part 3: The results of a survey on the favorite hobbies of students are shown in the pie chart. Answer what is being asked.



The total number of students is 600.

Reading =	
Swimming =	
Theatre =	
Music =	
Writing =	