



# GRADE 4 - TEST

Theme 3: Body and Face

Full name: .....

School: .....

Class: .....

Mark

## Part 1

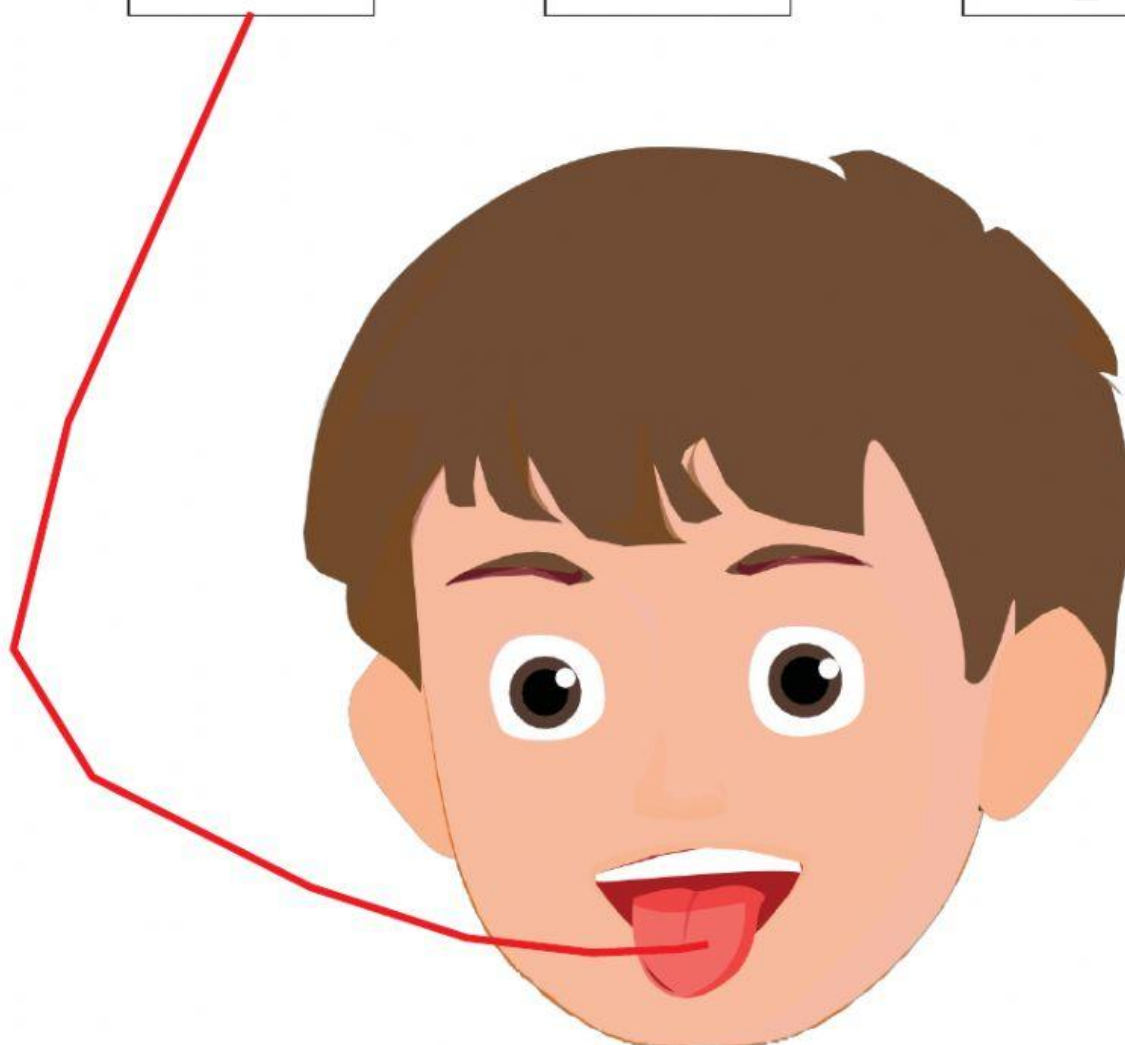
- 2 QUESTIONS -

Listen and draw lines. There is one example.

Example

1

2



## Part 2

- 2 QUESTIONS -

Read the QUESTIONS. Listen and write a name or a NUMBER.  
There are two examples.

Examples

**How many boys are in the photo?** 3

**Who is taller than Amy?** Toby

Questions

① **Who is shorter than Amy?** \_\_\_\_\_

② **Who is thinner than Joe?** \_\_\_\_\_


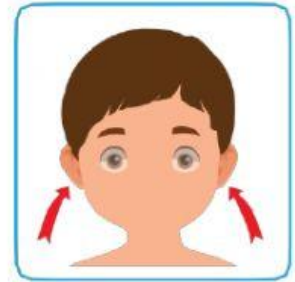
## Part 3

- 2 QUESTIONS -


Listen and tick (✓) the box. There is one example.

Example

**What is the teacher touching?**

A ☐B ☐C ☒Questions

① **What is the teacher touching?**

A ☐B ☐C ☐

② **What is the teacher pointing to?**

A ☐B ☐C ☐