

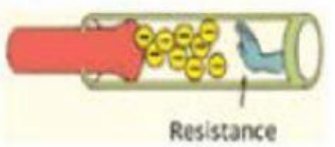
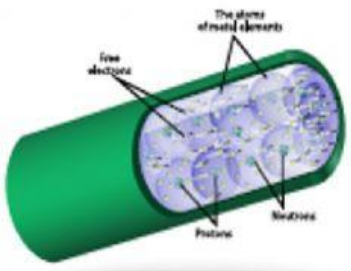


Keywords

Term	Definition	Image
electric current	a closed path for electrons to move through electrical components, connected by a conductive wire	
resistance	the idea of a schematic diagram is to use circuit symbols instead of drawing each component in the circuit	
colour code table	the wires and the other component in a circuit reduces the flow of charge through them. This is called resistance	
schematic diagram	an electric current is a flow of charge, and in a wire, it is a flow of electrons	
electrical circuit	a table used to find out the resistance value of a colour coded resistor	