


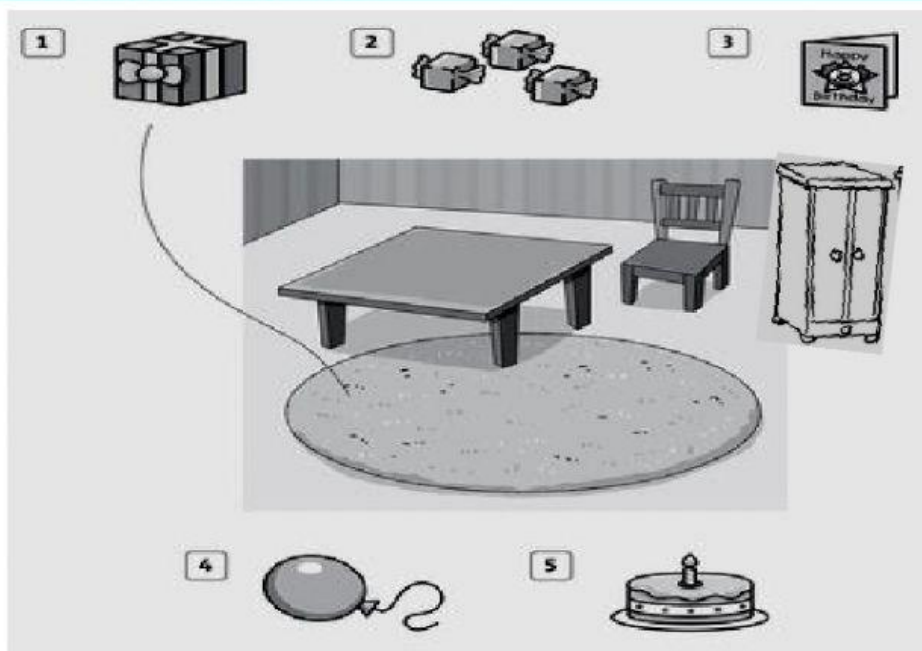
Question 1. Listen and number.

(1pt)















Question 2. Listen and draw lines.

(1pt)







Question 3. Listen and fill in the correct circle.

(1pt)


<p>1</p> <div style="display: flex; justify-content: space-around; align-items: center;">    </div> <div style="display: flex; justify-content: space-around; align-items: center;"> <p>(A)</p> <p>(B)</p> <p>(C)</p> </div> <div style="display: flex; justify-content: space-around; align-items: center;"> <input type="radio"/> <input type="radio"/> <input type="radio"/> </div>	<p>2</p> <div style="display: flex; justify-content: space-around; align-items: center;">    </div> <div style="display: flex; justify-content: space-around; align-items: center;"> <p>(A)</p> <p>(B)</p> <p>(C)</p> </div> <div style="display: flex; justify-content: space-around; align-items: center;"> <input type="radio"/> <input type="radio"/> <input type="radio"/> </div>
<p>3</p> <div style="display: flex; justify-content: space-around; align-items: center;">    </div> <div style="display: flex; justify-content: space-around; align-items: center;"> <p>(A)</p> <p>(B)</p> <p>(C)</p> </div> <div style="display: flex; justify-content: space-around; align-items: center;"> <input type="radio"/> <input type="radio"/> <input type="radio"/> </div>	<p>4</p> <div style="display: flex; justify-content: space-around; align-items: center;">    </div> <div style="display: flex; justify-content: space-around; align-items: center;"> <p>(A)</p> <p>(B)</p> <p>(C)</p> </div> <div style="display: flex; justify-content: space-around; align-items: center;"> <input type="radio"/> <input type="radio"/> <input type="radio"/> </div>

PART II. READING AND WRITING. (15 minutes)

Question 4. Look at the pictures. Read and circle the correct answers. (0,75pt)

<p>1</p> 	<p><u>There's</u> / There are a bed in my bedroom.</p>
<p>2</p> 	<p>There's / There are two cabinets in my bedroom.</p>
<p>3</p> 	<p>There's / There are three books on my shelf.</p>
<p>4</p> 	<p>There's / There are a blanket on my bed.</p>

Question 5. Look and read. Put a check (✓) or a cross (x) in the box. (1pt)



This is a picture. ☒



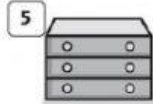
These are pencil cases. ☒



These are computers. ☐



This is a chair. ☐



These are drawers. ☐



This is a book. ☐

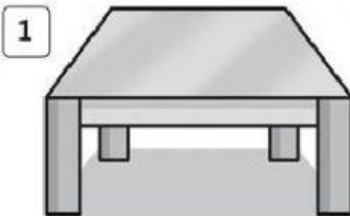
Question 6. Look and read. Write yes or no as example. (0.75 pt)

Yes, he does. No, he doesn't. Yes, she does. No, she doesn't.



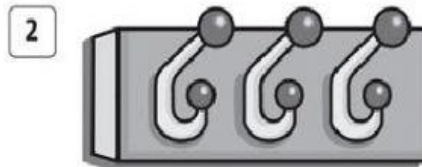
- 1 Does the boy have a drink? Yes, he does.
- 2 Does the girl have a drink? _____
- 3 Does he have a pizza? _____
- 4 Does she have noodles? _____

Question 7. Look at the pictures. Look at the letters. Write the words. (0.75 pt)




b e
l t a

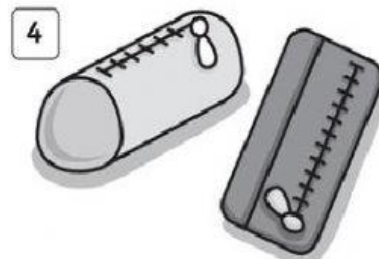
t a b l e



k o
o a o
c t h s



s m
u t c
o e r
p



e
s a c
l s i c
n e p

Question 8. Choose a word from the box and write it next to numbers from 1-4. (1pt)

pictures

~~room~~

computer


English

art

At our school, we have a big computer ⁽⁰⁾ room. We have 12 computers in the ⁽¹⁾room, one for every student. The computers have headphones, so the students can listen and speak.

In the computer room, the students can study ⁽²⁾, music, and math. They do ⁽³⁾here, too; they can draw and color⁽⁴⁾with the computers. The computers also help the students to read and write.

The children come to the computer room every Tuesdays and Thursdays. Everyone likes these lessons.



Question 9. Order the words. (0.75 pt)

1 have music do When ? you When do you have music?

2 math I Friday have . on _____

3 Wednesday Do art on have ? you _____

4 have on . P.E. Thursday I _____

-The end-