

PART 1: 5 questions

Look and read. Put a tick (✓) or a cross (✗) in the boxes. There are two examples.

Examples:



He's a student.



It's a tree.

Questions:



1. He's a pilot.

2. It's a truck.

3. These are cakes.

4. She's my mom.

5. This is a bathroom.

PART 2: 5 questions

Look and read. Write **Yes** or **No**.



Examples:

Tim is on the seesaw.

.....
Yes

Jane is on the tree.

.....
No

Questions:

6. The kite is on the tree.

.....

7. The boys and girls are in the pool.

.....

8. The car is under the slide.

.....

9. The ball is in the goal.

.....

10. Jack and Bob are under the tree.

.....

PART 3: 5 questions

Look at the pictures. Look at the letters. Write the words.

Example:



chair

airch

Questions:



usern



fberlse



rthbreo



sblreumla



sbokohpo

PART 4: 5 questions

Read this. Choose a word from the box. Write the correct words next to numbers 16-20. There is one example.



Hello, my name's Jack. I'm**8**..... It's sunny today. I'm at the beach. I see a (16) on the beach. I have a (17). It's in the sky. My brother has a (18). He plays soccer. I see my (19) in the sea. She can (20). We're very happy.



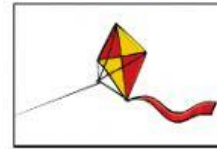
sister



family



swim



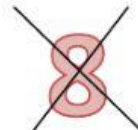
kite



shell



ball



eight

PART 5: 5 questions

Look at the pictures and read the questions. Write one- word answers.



Examples:

Who is number 1?

A..... *doctor*


Where is the telephone?

..... *on* the desk

Questions:

21. Who is number 2?

A.....



22. Where is the blue book? in the

23. Where is Lan's teddy bear? the slide



24. How many children are there?

25. Where are they? in the

GOOD LUCK!