

























# TOYS

1. Listen and choose.


2. Look and write.



3. Listen and drag and drop in the correct place.




4. Look and choose. Look at activity 3 and choose: in-on-under.


1. Where's the  \_\_\_\_\_? It's \_\_\_\_\_ the cupboard.

2. Where's the  \_\_\_\_\_? It's \_\_\_\_\_ the chair.

3. Where's the  \_\_\_\_\_? It's \_\_\_\_\_ the table.







4. Where's the  \_\_\_\_\_? It's \_\_\_\_\_ the chair.

5. Where's the  \_\_\_\_\_? It's \_\_\_\_\_ the table.

6. Where's the  \_\_\_\_\_? It's \_\_\_\_\_ the cupboard.

5. Listen and tick.



		metal	plastic	wood	paper
book					
bike					
skateboard					
board game					
kite					
guitar					
scooter	