




## UNIT 5: THINGS TO DO

### Lesson 3: Story (p48+49)



- ♦ Vocabulary: (p48) 1. play 2. win 3. Sure
- ♦ Structure: (p48+49)
  - 1. Let's play! Good idea!
  - 2. What are you doing?  
We're/ I'm playing.
- ♦ Workbook: (p48+49)

#### I. Choose and write the numbers.

1. Oh, sure. 2. Good idea! 3. I'm bored. Can I play, too? 4. Let's play!



#### II. Look, read and match.



Let's **dance**!

Good idea!

Let's **play**!

Good idea!

Let's **eat**!

Good idea!

**III. Look, read and choose to fill in the blanks.**



*reading*



*ball*


*cake*

*eating*

*soccer*

Jenny has a  ..... She is  ..... it.

Scott and John have a  ..... They are playing  .....

Andy doesn't have any cakes or balls. He's  ..... a book.

**\* Read again and choose Yes or No.**

1. Jenny has a banana. ....
2. Jenny is eating. ....
3. Scott and John have a ball. ....
4. Scott and John are dancing. ....
5. Andy has a cake. ....
6. Andy is reading. ....

**IV. Find and correct the mistakes.**

1. What you are doing? .....
2. I is drinking. ....
3. She are walking. ....
4. Let play! .....
5. I have a game new. ....
6. We are danceing. ....

**V. Answer the questions.**

1. What's she doing?  .....

2. What are they doing?  .....