










Name: _____/class: _____






REVIEW FOR TEST- GRADE 3

PART 1: LISTENING

A. Listen and choose.

1.	A. 	B. 	C. 
2.	A. 	B. 	C. 
3.	A. 	B. 	C. 

B. Listen and draw lines.

- | | | | |
|----------|---|---|--|
| 1. Helen | • | • | A.  |
| 2. Andy | • | • | B.  |
| 3. Sally | • | • | C.  |
| 4. Tom | • | • | D.  |
| 5. Mom | • | • | E.  |







PART 2: READING

A. Look at the picture. Read and choose.

1. There's / There are a boy in the room.
2. There's / There are two tables.
3. There's / There are eight cars.
4. There's / There are a rug.
5. There's / There are one computer.



B. Look and read. Write yes or no .

- | | | |
|--|------------------------|------------|
| 1.  | This is a picture. | <u>yes</u> |
| 2.  | This is a pencil case. | _____ |
| 3.  | This is a chair. | _____ |
| 4.  | These are posters. | _____ |
| 5.  | This is a cabinet. | _____ |
| 6.  | These are blankets. | _____ |

PART 3: WRITING

Look at the pictures and write.

likes

doesn't like

1



He likes nuts.

2



She _____ bananas.

3



He _____ cake.

4



He _____ candy.

_____ *the end* _____