




Name _____

M-5-16-D

Use the data in the "TALLY CHART" to fill in the "BAR GRAPH"
(Drag and Drop)

Snacks	
Bunches of grapes 	I
Fruit pops 	
Pretzels 	

Snacks

6			
5			
4			
3			
2			
1			
	Bunches of Grapes	Fruit Pops	Pretzels





Parents, siblings, helpers,

Please take a minute to fill out this "Exit Slip" to help us assess the level of understanding for this assignment.

- 1 - Student needed to have the answers fed to them.
- 2- Student needed a lot of help to arrive at the correct answer.
- 3- Student needed just a little help to arrive at the correct answer.
- 4- Student completed the task independently. (Technical issues aside)

Enter a number here _____

Relationship to the student _____

Questions? Comments? (use this space)

Thank You - Remember: "Email my answers to my teacher"