

# Journey Bilingual School



II bimester

Language Arts class

Ms. Mariela Del Cid

## Grammar and spelling final activities

Name: \_\_\_\_\_ Date: \_\_\_\_\_

3<sup>rd</sup> grade section: \_\_\_\_

Score: \_\_\_\_ / 15

### Synonyms (3%)

1. **Instructions:** Match in a correct way the word from column "A" with its synonyms of column "B".



**Remember:** A synonym is a word that has the same meaning as another word.

#### Column "A"

1. Start
2. Big
3. End
4. Dad
5. Happy
6. Easy

#### Column "B"

- a. Simple
- b. Father
- c. Begin
- d. Cheerful
- e. Finish
- f. Large

## Antonyms (3%)

2. **Instructions:** on the line provided write the antonym of each word.  
Please check your spelling.



**Remember:** An antonym is a word that has the opposite meaning of another word.

1. Early \_\_\_\_\_
2. Before \_\_\_\_\_
3. Short \_\_\_\_\_
4. Easy \_\_\_\_\_
5. High \_\_\_\_\_
6. Small \_\_\_\_\_

## Homophones (3%)

3. **Instructions:** Choose drag the correct word from the box to complete each sentence, pay close attention to the context.

**Remember:** Homophones are words that sound the same but have different meaning and spelling.

	1.here/ hear	2.no/ know	3.ate/ eight	
	4.to/ two	5.by/ buy		

1. I can \_\_\_\_\_ the sound of that old car.



2. I \_\_\_\_\_ when is Ms. Mariela's birthday.



3. My brother is \_\_\_\_\_ years old.



4. Pedrito and Juanita take the bus at \_\_\_\_\_ o'clock.























5. Lucia is going to \_\_\_\_\_ some candies for his friend.





### Giving directions (3%)

4. **Instructions:** Look at the pictures and write the correct order of the steps that you have to follow to make the smoothie.

<div style="display: flex; align-items: center; justify-content: center;">  <h2 style="margin-left: 10px;">Fruit Smoothie</h2> </div>				
Steps				Correct order
blend 	for 1 minute <b>1</b>	pour into cups 	drink & enjoy 	
get ice 	juice 	strawberries and a banana 	a blender, knife, & cups 	
put 5 <b>5</b>	ice cubes 	and fruit 	in blender 	
wash 	strawberries 	and cut off 	the leafy top 	
peel the banana 	and slice 			
put 1 cup 	juice 	in blender 		

### Subject verb agreement (3%)

5. **Instructions:** Read the following sentences and **write** a letter "Y" if the subject **agrees** with the verb and **write** a letter "N" if the subject **does not agree** with the verb.

**Remember:** In a sentence with **singular subject** we add a **-s, -es** or **-ies** at the end of the verb.

**Example:** She loves to travel.

But, if the **subject** is **plural** we **DO NOT ADD -s, -es** or **-ies** at the end.

**Example:** We visit our grandmother every Sunday.

1. Carmelito and Maria eats pizza. \_\_\_\_\_
2. Julia dances very well. \_\_\_\_\_
3. They go to the movies on Friday. \_\_\_\_\_
4. Ana smells the flowers. \_\_\_\_\_
5. Panchito drinks lemonade. \_\_\_\_\_
6. We speaks English. \_\_\_\_\_
7. You is my best friend. \_\_\_\_\_
8. The children study for the test. \_\_\_\_\_