1. Listen and tick (V) or cross (X).
   Posłuchaj i zaznacz tak (V) lub nie (X).




2. Listen and choose *„eat" or „don't eat"*
   Posłuchaj i wybierz *„eat"* lub *„don't eat"*.

   1. Crocodiles _____ frogs.
   2. Crocodiles _____ bugs.
   3. Crocodiles _____ seeds.
   4. Crocodiles _____ fruit.

3. Read and match.
   Przeczytaj i połącz.

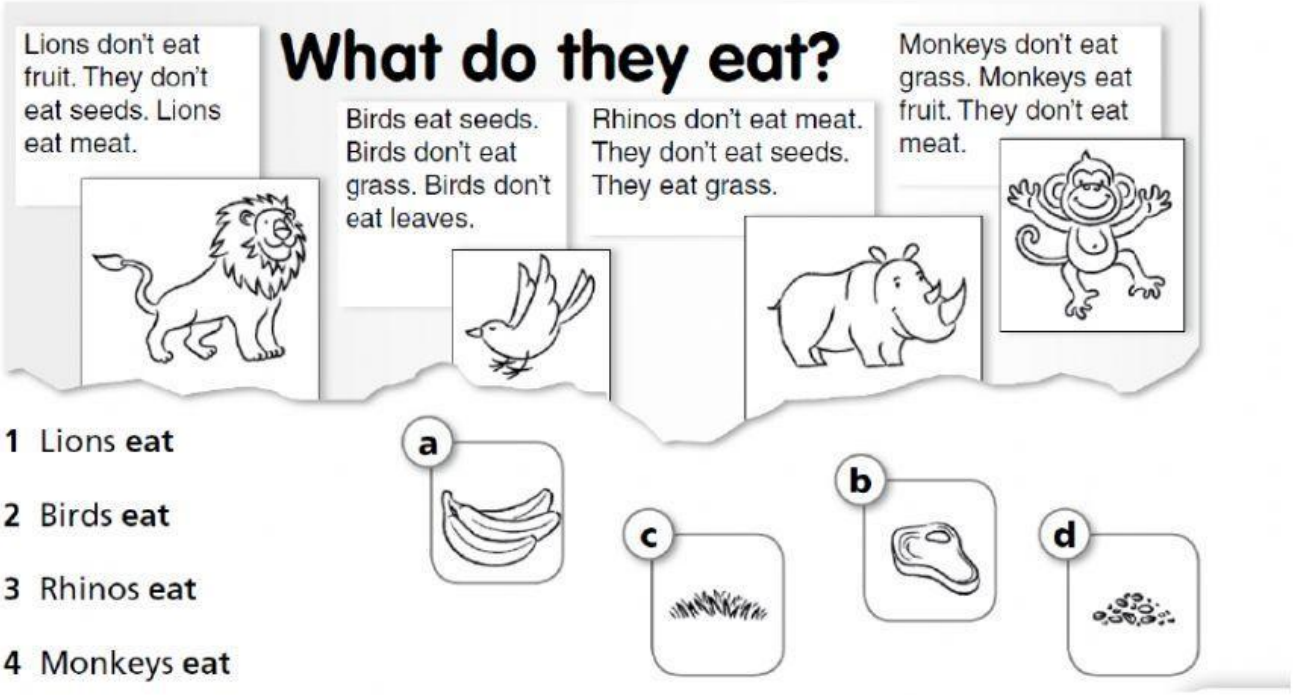

4. Read and write *„eat”* or *„don’t eat”*.
Popatrz i napisz *„eat”* lub *„don’t eat”*.

| | |
|---|---|
| | ✔ |
| | ✘ |
| | ✔ |
| | ✘ |
| | ✔ |

I’m Maria. I’ve got two hamsters, Fred and Jacob. My hamsters [1] _____ seeds.
They [2] _____ grass.
They eat fruit.
They [3] _____ leaves.
They [4] _____ meat.
Fred and Jacob are hungry!
They have breakfast at 10 o’clock.

5. Look and write, then pick and write.
Popatrz i napisz, następnie wybierz jedno ze zwierząt (opcja ta zaznaczy się na zielono) i napisz.

**Guinea pig**

✔



✘



Guinea pigs eat _____ . They eat _____ .

Guinea pigs don’t eat _____ . They don’t eat _____ .

**Cats / Dogs / Frogs** eat _____ . They _____ .

They don’t eat _____ . They _____ .