

Name:

Class:

A. Listening

I. Listen and tick (✓) the correct picture.

Example:

Which is Tom's brother?




A ☒



B ☐



A ☐



A ☐



A ☐



A ☐



B ☐



B ☐



B ☐



B ☐

II. Listen and match.

Example: What has Matt got for lunch?



Matt



Peter



Jenny



Ben



Anna



a



b



c



d




B. Reading and Writing

I. Look and read. Put a tick (✓) or a cross (X) in the box.

There are two examples.

Examples



These are grapes.



This is a house.



Questions

1



This is CD player.



2



Those are chairs.



3



Those are drawers.



4



This is a picture.



II. Look and read. Write **yes** or **no**.



Examples

There are two orange trees.

yes
.....

The birds are flying.

no
.....

Questions

1 The boy has got four oranges.

.....

2 The apples on the tree are green.

.....

3 There are watermelons in a blue bag.

.....

4 A lizard is sleeping under the pear tree.

.....

5 A girl is picking up a tomato.

.....


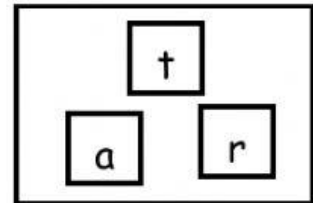
III. Look at the pictures. Look at the letters. Write the words.

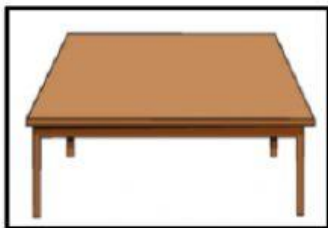
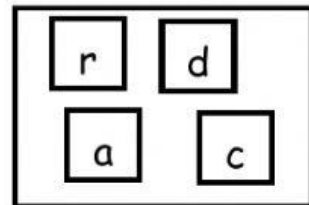
Example


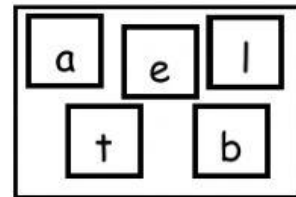


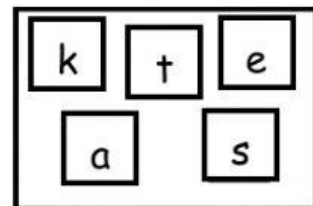
s n a k e

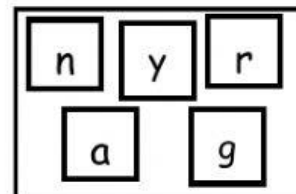




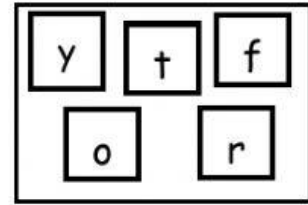








40




IV. Look at the pictures. Write one-word answers.

Example:



I like chocolate



1. I've got on Monday.

2. He's got



3. We've got on Friday.



4. Sara has got a

- The end -