

## Part 1




Circle the word that goes best with each picture.

1.



- (A) Table
- (B) Blender
- (C) Stove

2.



- (A) Shelf
- (B) Plate
- (C) Sink

3.



- (A) Paper cup
- (B) Mug
- (C) Glass

\* paper cup:


 What does the arrow show?

4.




- (A) A spoon
- (B) A fork
- (C) Chopsticks

5.



- (A) A blender
- (B) A toaster
- (C) A coffeemaker

6.



- (A) The girl is opening a microwave.
- (B) The girl is opening a refrigerator.
- (C) The girl is opening an oven.

\* open:



Circle the sentence that goes best with each picture.

7.



- (A) A woman is cooking in the kitchen.
- (B) A woman is washing the dishes.
- (C) A woman is cleaning the refrigerator.

\* wash the dishes:


8.



- (A) A family is having dinner at the table.
- (B) A family is working at the table.
- (C) A family is cleaning the table.

\* have dinner:

9.



- (A) Two slices of bread are in the coffeemaker.
- (B) Two slices of bread are in the teapot.
- (C) Two slices of bread are in the toaster.

\* a slice of:

\* in:

## Part 2



Read the hints and circle the best answers.

1. This is a piece of wood or plastic that you use for cutting food on.

Q. What is it?

- (A) A bowl
- (B) A cup
- (C) A cutting board

\* plastic:

\* wood:

2. This is a machine that mixes liquids or small pieces of food together.

Q. What is it?

- (A) A coffeemaker
- (B) A toaster
- (C) A blender

\* machine:

\* mix:

\* liquid:

3. This is a machine that washes dishes.

Q. What is it?

- (A) A refrigerator
- (B) A dishwasher
- (C) A stove

4. This is a machine that heats food very quickly using electric waves.

Q. What is it?

- (A) A blender
- (B) A coffeemaker
- (C) A microwave

\* heat:

\* quickly:

\* electric wave:

## Part 3



Read the instructions. Then answer questions 1 to 3.

### How to Use a Microwave

1. Plug your microwave in.
2. Put in the food you want to heat, and close the door.
3. Set the time, press the start button, and wait until you hear a beep.
4. When the time is up, remove the food. The food might be too hot, so be careful.

\* plug something in:  
\* remove:

\* put something in:  
\* be careful:

\* close:

\* press:

#### 1. What are the instructions about?

- (A) How to use a toaster
- (B) How to use a microwave
- (C) How to use a coffeemaker

\* instruction:

#### 2. What is the second step?

- (A) Set the time.
- (B) Plug the microwave in.
- (C) Put the food inside.

\* second:

\* inside:

#### 3. Why should we be careful when removing the food?

- (A) The food might be too cold.
- (B) The microwave might be too hot.
- (C) The food might be too hot.



Read the birthday card. Then answer questions 4 and 5.

Dear Lucy,

Happy Birthday! I'm sorry I can't come to your birthday party this year. I am going to New York on business, and I won't be back until next Friday, so I am sending this card with a present in advance. To give you a clue about the present, it is something you've always wanted to have.

Happy birthday to you once again, and I hope you have a lovely party.

Sincerely,  
Jessica

\* this year:  
\* clue:

\* on business:

\* until:

\* send:

\* present:

\* in advance:

**4. Whose birthday is it?**

- (A) Lucy's
- (B) Jessica's
- (C) Both Lucy's and Jessica's

\* whose:

**5. What type of message is it?**

- (A) A complaint letter
- (B) A business letter
- (C) A birthday card

\* complaint:



You finished the reading part.