


Part 1



Circle the word that goes best with each picture.

1.



- (A) Pear
- ☒ (B) Avocado
- (C) Blueberries

2.



- ☒ (A) Eggplant
- (B) Egg
- (C) Zucchini

3.





- (A) Bean sprouts
- (B) Plum
- ☒ (C) Garlic





What does the arrow show?

4.



- (A) Green
- (B) White
- (C) Yellow

5.



- (A) Grapefruit
- (B) Peach
- (C) Pomegranate

6.



- (A) Cabbage
- (B) Zucchini
- (C) Asparagus



Circle the sentence that goes best with each picture.

7.



- (A) A girl is eating some grapefruit.
- (B) A boy is eating some watermelon.
- (C) A boy is buying a watermelon.

* eat:

* buy:

8.




- (A) The girl is digging up sweet potatoes.
- (B) The girl is eating sweet potatoes.
- (C) The girl is cutting sweet potatoes.

* dig up:

* cut:

9.



- (A) Broccoli looks like a tree.
- (B) Broccoli looks like a car.
- (C) Broccoli looks like a dog.

* look like:

Part 2



Read the hints and circle the best answers.

1. This is a round fruit. It has many small red seeds you can eat.

Q. What is it?

- (A) A pear
- (B) A pomegranate
- (C) A watermelon

* round:

* seed:

2. This is a tropical fruit. It has sweet yellow flesh inside.

Q. What is it?

- (A) A mango
- (B) Asparagus
- (C) An onion

* tropical:

* flesh:

3. This looks like a small onion. It has a strong taste and smell.

Q. What is it?

- (A) A pear
- (B) Garlic
- (C) An apricot

* taste:

* smell:

4. This has a thick green skin. It has a large seed in the middle.

Q. What is it?

- (A) A sweet potato
- (B) Bean sprouts
- (C) An avocado

* thick:

* middle:

Part 3



Read the recipe. Then answer questions 1 to 3.

How to Make Fruit Salad

Things you need: a large salad spoon, a large bowl, a cutting board, a knife, many kinds of fruits such as pears, apples, bananas, plums, peaches, pineapples, etc.

Instructions: Remove the skins and seeds of the fruits if necessary. Then cut them into small pieces. Put them into a large bowl and mix them together.

* bowl:
* necessary:

* cutting board:
* mix:

* instruction:

* remove:

* piece:

1. What is the recipe for?

- (A) Vegetable soup
- (B) Fruit juice
- (C) Fruit salad

2. What is NOT needed to make fruit salad?

- (A) A large bowl
- (B) A pot
- (C) Fruit

3. What is the first step?

- (A) Mix the fruit together
- (B) Remove the seeds
- (C) Put the fruit into a bowl



Read the card. Then answer questions 4 and 5.

Dear Maya,



Thank you for making me a fruit salad yesterday. It was very delicious. How did you know I like cantaloupe and grapes so much? There were so many pieces of melon, and so many grapes! I really enjoyed your fruit salad. Let's go get some ice cream next time. It will be my treat. Talk to you soon.

Your friend,
Sonia

* delicious:

* treat:

4. What did Maya do yesterday?

- (A) Got some ice cream
- (B) Bought some fruit
- (C) Made a fruit salad

5. What is NOT one of Sonia's favorites?

- (A) Cantaloupe
- (B) Grapes
- (C) Blueberries



You finished the reading part.