

# Unit 5 (FF4 SPECIAL)


## VOCABULARY



## VOCABULARY

Write and match.

- 1 utsn \_\_\_\_\_
- 2 baooln \_\_\_\_\_
- 3 neiborgh \_\_\_\_\_
- 4 psentre \_\_\_\_\_
- 5 cdyan \_\_\_\_\_
- 6 dacr \_\_\_\_\_



## PHONICS



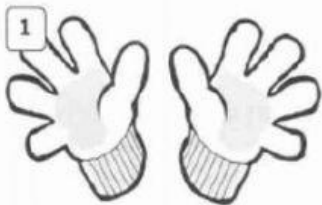
Say the words. Write the word that begins with a different sound.

- |            |       |       |         |        |          |
|------------|-------|-------|---------|--------|----------|
| 1 gloves   | glue  | clock | 2 slide | cloud  | slippers |
| 3 glue     | clock | cloud | 4 slide | gloves | glue     |
| 5 slippers | glue  | slide |         |        |          |

## PHONICS

Write the missing letters.

cl gl sl



gl oves




ock



ide



oud



ippers



ue



## GRAMMAR - Write



What  you like?  
I  balloons.



I  like  
sweets.



What  he like?  
He  chocolate.



He   
like balloons.

## GRAMMAR

Write.

likes

doesn't like

like

don't like

I like candies.



He likes candies.

I don't like balloons.



He  balloons.

I  presents.



She  presents.

I  cake.



She  cake.

# GRAMMAR


Read. Then write.

likes

doesn't like

like

likes



Complete.

likes doesn't like



1 Tom likes nuts.



2 He \_\_\_\_\_ sweets.



3 Mary \_\_\_\_\_ bananas.



4 She \_\_\_\_\_ chocolate.

# GRAMMAR

Underline the correct word.

1 What (do / does / doesn't) you like?

2 What does (I / they / he) like?

3 He (like / likes / doesn't) chocolate.

4 What (do / does / don't) she like?

5 She (don't / hasn't / doesn't) like nuts.



## GRAMMAR

Write the long and short forms.

long form

- 1 I do not like sweets.
- 2 \_\_\_\_\_
- 3 She does not like eggs.
- 4 \_\_\_\_\_
- 5 I do not like snakes.
- 6 \_\_\_\_\_
- 7 My grandpa does not like cake.

short form

- I don't like sweets.
- He doesn't like balloons.
- \_\_\_\_\_
- I don't like tigers.
- \_\_\_\_\_
- My mum doesn't like cats.
- \_\_\_\_\_

## READING

### WRITE T/F:


1. Holly's favourite colour is yellow. ....
2. The present is a box of chocolates. ....
3. She sticks her photo on the present. ....
4. The card says: "You are a good friend." ....
5. This is a card from Mary.  
.....

Read.

#### How to wrap a present

This is a present for my friend Holly. It's a box of chocolates.

- 1 Get paper. Holly's favourite colour is red, so this is red paper.
- 2 Put the present on the paper.
- 3 Fold up the paper.
- 4 Stick it with tape.
- 5 Make triangles with the paper.  
Stick the triangles with tape.
- 6 Stick pictures on the present.  
Holly likes flowers.
- 7 Write a card. My card says, 'To Holly.  
You are a good friend. From Teresa.'



## WRITE IN ENGLISH

1. Bạn thích cái gì?
2. Tôi thích 1 món quà.
3. Tôi không thích kẹo.
4. Anh ấy thích cái gì?
5. Anh ấy thích 1 cái cà vạt.
6. Cô ấy không thích bánh kem.