


<b>Subject</b>	ICT	<b>Grade</b>	4
<b>Assessment Type</b>	Worksheet	<b>Title</b>	Chapter 3 - Cartoon Drawing
<b>Name</b>			

**Q1. Choose the correct answer:**



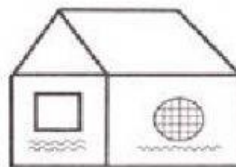
- The given option is used to \_\_\_\_\_.  
 A) Choose the color for your drawing  
 B) Choose the shape for your drawing  
 C) Choose the different tools for your drawing  
 D) None of these
- By using one of the following tools, you can even draw a perfectly straight line, while holding key.



- 
- 
- 
- 

- Which of the following tools is NOT used in drawing the given picture?

- 
- 
- 
- 



- Which of the following tools is used to draw the closed shapes?

- 
- 
- 
- Both [A] and [B]

5. Which of the following shapes can be drawn with the Line tool?



D) All of these

6. The given set of tools and shapes are found in \_\_\_\_\_.



A) Drawing Area

B) Workspace Area

C) Ribbon

D) All of these

7. Which of the following tools help you to draw the free-form lines shown here?



D) Both [A] and [B]



8. Which toolbox is used to erase areas of your picture?

A) Free-Form

B) Eraser

C) Magnifier

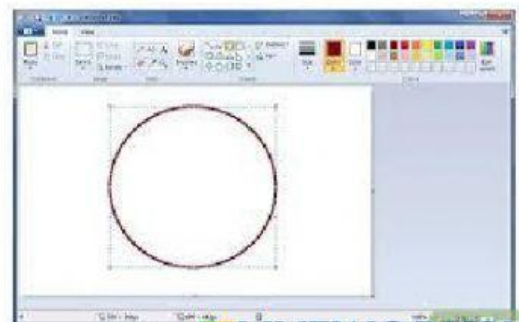
D) Brush

9. Paint program is used for which of the following purposes?

A) Drawing

B) Typing

C) Music

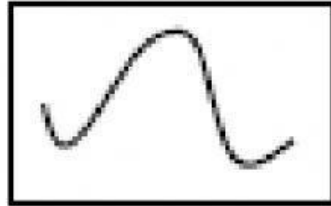


10. Which tool is used to draw a rounded rectangle?

- A)
- B)
- C)
- D)

11. Which tool is this?

- A) Polygon
- B) Oval
- C) Curve



12. Which of the following is a property of the text tool in the paint window?

- A) font name
- B) font size
- C) both

13. To zoom in on a section of your picture, you should use ...

- A) Magnifier
- B) Free-Form
- C) Brush
- D) Eraser

14. To select any square or rectangular part of the picture, which toolbox will you use?

- A) Line
- B) Fill with color
- C) Free-form select
- D) Select

15. Which is used to set the current foreground or background color of a canvas?

- A) Ai Airbrush
- B) Brush

- C) Text
- D) Pick color

16. \_\_\_\_\_ is used to draw shapes?

- A) word
- B) excel
- C) paint
- D) PowerPoint

## Q2. Choose True or false

1. I can change line thickness or line color for all shapes in MS Paint.
2. This part of the Microsoft Paint environment is called: Zoom Control.
3. This part of the Microsoft Paint environment is called: Ribbon.
4. This part of the Microsoft Paint environment is called: Shapes.
5. This part of the Microsoft Paint environment is called: Brushes.
6. To launch the paint program, you press this icon.
7. In MS Paint and for both pencil or brush tools you can select a color.
8. Microsoft Paint is a simple database management system.
9. The bold attribute in fonts means the printing is going to be light in color.
10. Airbrush is a tool used to draw thin, free-form lines or curves.
11. If we make a little mistake, we can use to erase that part.
12. The text box is used to enter text in the picture.
13. Is used to draw a rectangle and square shapes.
14. Is used to draw a line in the MS Paint application.
15. The line tool is used to draw the given picture.

