

Teacher's name: Ms.Trang

- Phone: 0815.702.229

(14)

Student's name:..... Class: 3A6- ADV (03/01/2021)

Homework – Lesson 7: Let's make a sandcastle!

I, Write. (Viết)



II, Reader the words (Sắp xếp từ thành câu hoàn chỉnh)

1 make / Let's / sandcastle! / a

2 play / a / shell !/ Let's

3 crab ! / Let's / see / a

4 play / a / ball !/ Let's

III, Listen and tick (v). (Nghe và tích (v))(13B-Fun for starters)

What is Egg doing now?



A ☐



B ☐



C ☐

2 Where is Bean singing?



A ☐



B ☐



C ☐

4 What can Egg's baby brother do?



A ☐



B ☐



C ☐

1 Where is Doll?



A ☐



B ☐



C ☐

3 What is Carrot reading about?



A ☐




B ☐




C ☐


5 What can Alphabet draw?



A ☐



B ☐



C ☐

V, Look, read and write Yes or No.(Nhìn, đọc và viết Yes(đúng) hoặc No(sai))



- 1 The lizard is sitting under the tree.
- 2 The young girl is playing on the sand.
- 3 There is some bread between the pineapple and the grapes.
- 4 The young girl's T-shirt is green and white.
- 5 There are a lot of shells in the water.

VI, Read, look and fill in the blanks(Đọc, nhìn và điền vào chỗ trống)

This doll has got a face , two eyes, a nose and a (1)

He has got two arms but he cannot throw a (2)

got two (3) but he cannot run or jump. He lives in

a (4) in a house. Young (5) play with him.

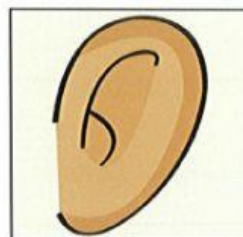
Example



face




mouth



ear



children



ball



bedroom



kitchen



legs