







Theme 2 : School

Lesson 1

Exercise 1 Look and write

board	desk	camera	door	cupboard	chair
-------	------	--------	------	----------	-------

		
.....
		
.....

Exercise 2 Look and read . Put a tick (✓) or cross (✗) in the box.



a) It's a desk. ☐



b) It's a camera. ☐



c) It's a chair. ☐



d) It's a board. ☐



e) It's a window. ☐



f) It's a cupboard. ☐

Theme 2 : School

Exercise 3 Read and write

Yes, it is.

No, it isn't.



a) Is this a board ?

.....



b) Is this a desk ?

.....



c) Is this a camera ?

.....



d) Is this a cupboard ?

.....



e) Is this a chair ?

.....



f) Is this a door ?

.....

Exercise 4 Look and write



a) What is this ?

It's a camera.



b)

.....



c)

.....



d)

.....



e)

.....



f)

.....

Theme 2 : School

Exercise 5 Look , read and write



- 1) Is this a clock ?
- 2) What is this ?
- 3) Is this a ruler ?
- 4) Is this a desk ?
- 5) What is this ?
- 6) What is this ?
- 7) What is this ?
- 8) Is this a backpack ?

Theme 2 : School

Lesson 2

Exercise 1 Look and write the missing letters



b _ g



_ _ n



b _ _ k



era _ _ _



_ _ _ cil



cray _ _

Exercise 2 Read and complete the sentences.



a) What is this ?

It's a



b) Is this a?

Yes, it is.



c) Is this a board ?

.....



d) Is this a bag ?

No, it isn't . It's an.....



e) Is this a pencil ?

.....



f) What is this ?

.....

Theme 2 : School

Exercise 3 Look , read and write

Yes, it is.

No, it isn't.



a) Is this an eraser ?

.....



b) Is this a pen ?

.....



c) Is this a pencil ?

.....



d) Is this a crayon ?

.....



e) Is this a book ?

.....



f) Is this a camera ?

.....

Exercise 4 Make questions for these answers



a)

Yes, it is.



b)

It's an eraser.



c)

No, it isn't . It's bag.



d)

It's a book.



e)

Yes, it is.








f)

No, it isn't . It's chair.











Theme 2 : School

Lesson 3

Exercise 1 Look and circle the correct words







				
a) ruler b) letter c) eraser	a) book b) pen c) ruler	a) picture b) chair c) desk	a) board b) picture c) fan	a) pencil b) pencil case c) bag

Exercise 2 Look and circle

1) 	It's a <i>ruler</i> / <i>book</i> .	6) 	Is it a <i>fan</i> / <i>picture</i> ? Yes, it is.
2) 	Is it a <i>desk</i> / <i>picture</i> ? Yes, it is.	7) 	It's a <i>bag</i> / <i>book</i> .
3) 	Is it a pencil ? <i>Yes, it is</i> / <i>No, it isn't</i> .	8) 	Is it a pen ? <i>Yes, it is</i> / <i>No , it isn't</i> .
4) 	It's a / <i>an</i> bag.	9) 	It's a <i>desk</i> / <i>chair</i> .
5) 	Is it a desk ? <i>Yes, it is</i> / <i>No, it isn't</i> .	10) 	It's a / <i>an</i> eraser.

Theme 2 : School

Exercise 3 Look and write

		
a) What is it ?	b) Is it a pencil ?	c) What is it ?
It's a
		
d).....	e) What is it ?	f) Is it a pencil case ?
It's a picture.

Exercise 4 Find the mistakes and correct them



A) It's a picture.

.....



B) Is it a picture?

No, it isn't

.....



C) It's a pencil .

.....



D) Is it a pencil case ?

Yes, it is.

.....



E) What is this ?

It's a ruler.

.....



F) Is it a eraser ?

Yes, it is.

.....

Theme 2 : School

Lesson 4

Exercise 1 Look and number













- | | | | | | |
|---------|---------|---------|----------|-----------|--------|
| 1) draw | 2) open | 3) sing | 4) close | 5) answer | 6) ask |
|---------|---------|---------|----------|-----------|--------|

Exercise 2 Read and match

1. Sit		A. up, please.
2. Stand		B. down, please.
3. Be		C. a line , please.
4. Open		D. quite, please.
5. Make		E. your book, please.
6. Draw		F. a song , please.
7. Ask		G. a picture , please.
8. Sing		H. a question , please .

Theme 2 : School

Exercise 3 Read and complete the sentences.



a) your book , please.

b)a question, please.

c) a song, please.



c) Draw a,

d) Close your, please.

e)a question, please.

Exercise 4 Put the words in the correct order

A) please – Make – line – a,

.....

B) please – Close – book , – your

.....

C) a – please – Ask – question,

.....

D) Draw – please – a – picture ,

.....

E) your – Open – please – book,

.....

F) up , – please – Hands

.....

G) a song – Sing - please

.....