

**WRITE**

about things that  
can change.

**MAKE**

a book about  
mixtures.



**BIG QUESTION 2**

## How do things change?

- A** Watch the video. 
- B** Look at the picture. What do you see?
  - 1 What is the weather like?
  - 2 Where do you think this is?
- C** Think and answer the questions.
  - 1 What things change?
  - 2 Can you hold water in your hand?
- D** Fill out the **Big Question Chart**.

What do you  
know about how  
things change?



## Words

**A** Listen and point to the words. Listen again and say the words.  1-17



flow



solid



liquid




gas



heat



steam



ice



freeze



melt

**B** Write the correct words to complete the sentences.

1	Water is a _____.	<u>liquid</u> / solid
2	We put _____ in drinks to make them cold.	gas / ice
3	On a hot day, ice cream can _____.	melt / freeze
4	We can't hold a _____ in our hands.	solid / gas
5	We _____ cold water to make it hot.	freeze / heat
6	Water in a river can _____ over stones.	melt / flow
7	A book is a _____.	gas / solid
8	You can see _____ on very hot water.	steam / ice
9	On a very cold day water can _____.	freeze / melt



## Before You Read

**Think** Are there any liquids in your backpack?  
What solids are in your kitchen at home?

### **C** Learn Cause and Effect

**Cause** and **effect** tells how one event makes another event happen.

A **cause** is why something happens.

The **effect** is what happens after the cause.

Cause	Effect
I water the plants.	They grow.
The ice cream is in the sun.	It melts.

Read the sentences. Match the causes and effects.

In the winter, it's sometimes cool and rainy. When it's very cold, it snows. When there's a lot of snow, children don't go to school. They stay home and they're happy. In winter, there's often ice on the streets, and sometimes people slip and fall.



#### Cause

- 1 It's very cold.
- 2 There's a lot of snow.
- 3 Children stay home.
- 4 There's often ice on the streets.

#### Effect

- a Sometimes people fall.
- b It snows.
- c Children don't go to school.
- d They're happy.

**D** Look at the pictures on pages 30 – 31.  
What do you think the text is about?

Reading: Cause and Effect Unit 3 29

## PREVIEW

What is our  
**World**  
made of?

In this text, we learn about what things are made of.

This text is an *informational text*. Remember, informational texts tell us about our world.

## Physical Science



# What is our World made of?

Everything in our world comes in three different states: solid, liquid, or gas.

## Solids

We can see and feel solids. Some solids are hard, and some solids are soft. Trees and feathers are solids. You're a solid, too!

## Liquids

A liquid is a thing that can flow. Some liquids are thick, and some liquids are thin. Juice and milkshakes are liquids. Can you think of other kinds of liquid?

## Gases

The air that you breathe is a gas. We can't usually see a gas but sometimes we can feel it when it moves. On a windy day, we can feel the wind on our bodies.



Things can change from one state to another when we make them **hot** or **cold**.

When we make water very cold, it **freezes** and changes to **ice**.

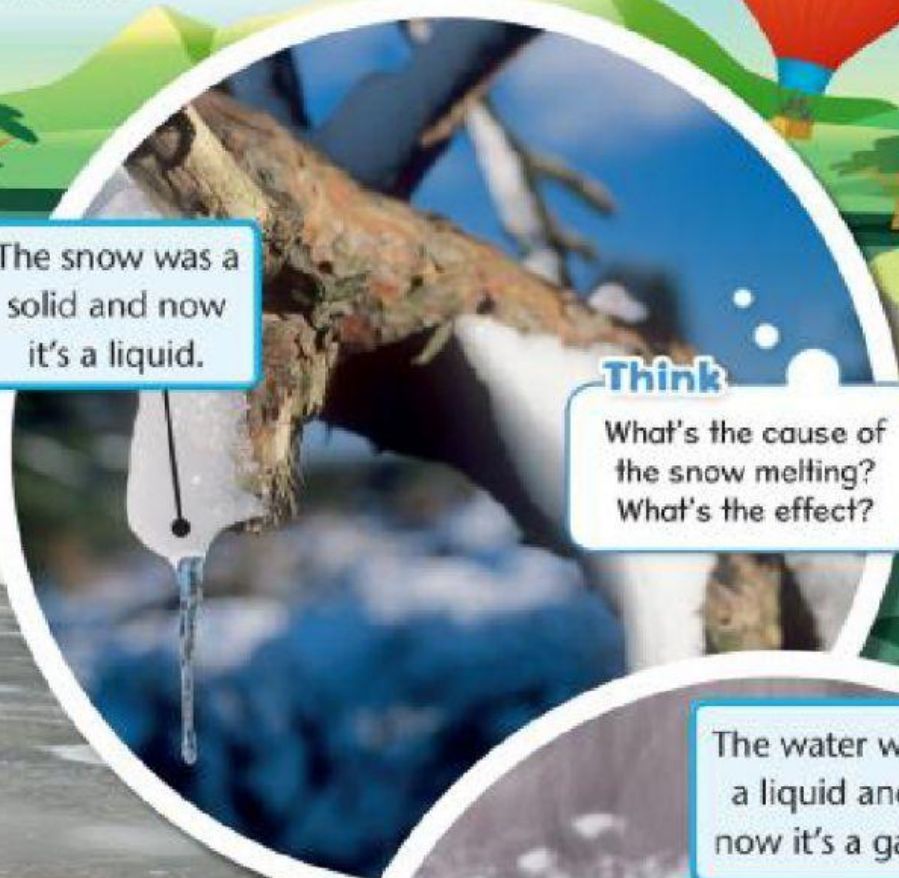
When ice or snow heats up, it **melts** and changes back to water.

When we **heat** water, it boils and changes to **steam**.

Look at these three pictures of things changing from one state to another.



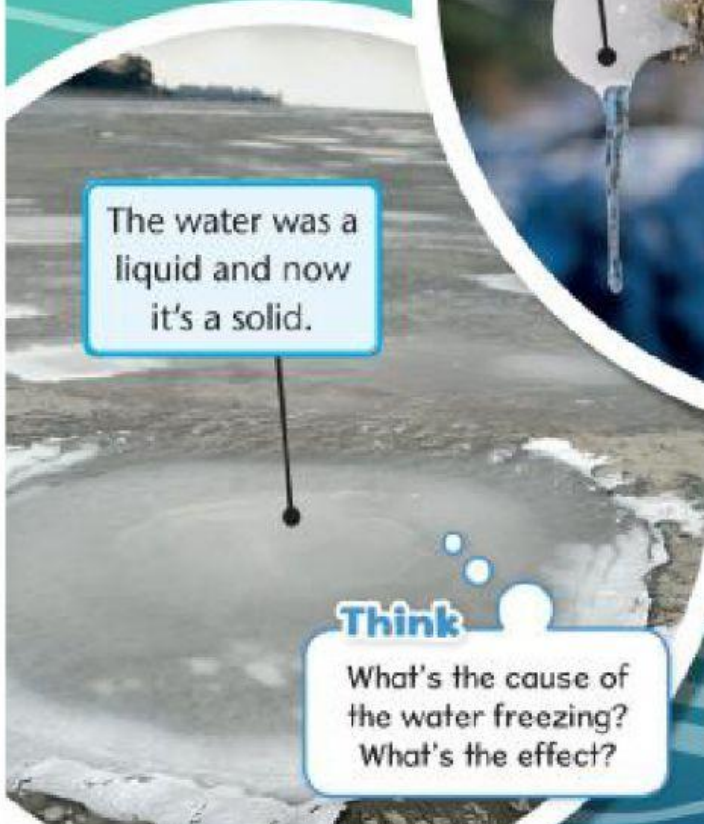
The snow was a solid and now it's a liquid.



**Think**

What's the cause of the snow melting?  
What's the effect?

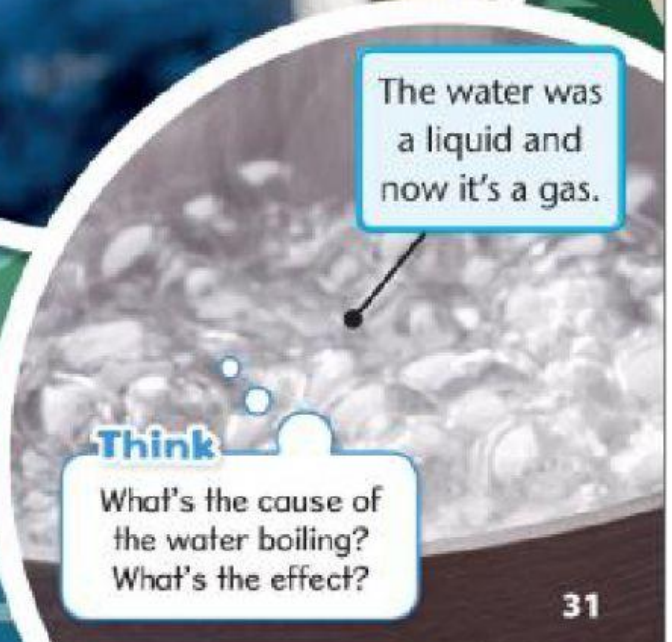
The water was a liquid and now it's a solid.



**Think**

What's the cause of the water freezing?  
What's the effect?

The water was a liquid and now it's a gas.



**Think**

What's the cause of the water boiling?  
What's the effect?

# Understand



## Comprehension

**Think** What do you like about the text? Check (✓). Why? Give one reason.

1 Solids	<input type="checkbox"/>		<input type="checkbox"/>		<input type="checkbox"/>	
2 Liquids	<input type="checkbox"/>		<input type="checkbox"/>		<input type="checkbox"/>	
3 Gases	<input type="checkbox"/>		<input type="checkbox"/>		<input type="checkbox"/>	

**A** Ask and answer the question.



What's your favorite part?

Water can change to a solid or a gas. It's interesting.



**B** Match the causes and effects.

### Cause

- 1 Water freezes. ●
- 2 We heat ice. ●
- 3 Water boils. ●

### Effect

- a It melts.
- b It changes to ice.
- c It changes to steam.

**C** Complete the statements.

- 1 We can see and feel this. It can be hard or soft. This is a \_\_\_\_\_ solid \_\_\_\_\_.
- 2 This flows. It can be thick or thin. It's a \_\_\_\_\_.
- 3 We cannot usually see this. Sometimes we can feel it. It's a \_\_\_\_\_.

**Think** What do you think?

- 1 Why do we boil liquids?
- 2 Can all solids change to liquids?



## Grammar in Use

### D Listen and sing along. **The Snowman** 1-19

This was my snowman.  
My wonderful snowman.  
But now he's melting away!  
His name was Joe, my man  
of snow,  
And now he's melting away!

Those were his black eyes,  
And that was his red nose,  
But now he's melting away!  
He wasn't small, he was  
very tall,  
And now he's melting away!



### E Learn Grammar **Simple Past of Verb To Be**









It **was** a liquid. Now it's a gas.



They **were** hard. Now they're soft.



What was it then? What is it now? Practice with your partner.

Then			
			
It was an orange.			Now it's orange juice.
			
Now			

### F Look around the classroom. Find something that has changed from one thing to another. Tell your partner about it.

# Communicate

## Words

**A** Listen and point to the words. Listen again and say the words.  1•20



ice pop



balloon



kettle



popcorn



icicle




candle


**B** Read the clues. Write the word.

- 1 People think I'm fun to play with. If I get too big, I pop! What am I? balloon
- 2 I help people heat water for drinks. What am I? \_\_\_\_\_
- 3 I can grow on a house when it's very cold outside. What am I? \_\_\_\_\_
- 4 I get noisy when people make me hot. People eat me. What am I? \_\_\_\_\_
- 5 People use me to see in the dark. Be careful! I'm hot. What am I? \_\_\_\_\_
- 6 I'm very cold and people eat me on a hot summer day. What am I? \_\_\_\_\_

## Listening

 **Think** What's inside a balloon?

**C** Listen. What happens to popcorn?  1•21


**D** Listen again and number the words in the order you hear them.  1•22

a <input type="checkbox"/> balloon	d <input type="checkbox"/> 1 ice pop
b <input type="checkbox"/> icicle	e <input type="checkbox"/> kettle
c <input type="checkbox"/> candle	f <input type="checkbox"/> popcorn





## Speaking

- E** Listen and repeat. Then practice with your partner. Use the words in the box to help.  1-23



## Word Study

### **F** Learn Nouns and Verbs

Remember, some words can be nouns *and* verbs.

Noun: **Steam**  
is a gas.




Verb: She **steams**  
the carrots.



Read the sentence. Write the word.

- 1 Look! The eagle chicks can fly!
- 2 My friend and I play video games together.
- 3 We fish at the pond in the summer.



**Write** Tell your partner about a thing that can change state.  
Write about it in your **Workbook**.  page 27

Speaking: Accepting a Request • Words That Can Be Nouns and Verbs

Unit 3 35

### BIG QUESTION 2



**How do things change?**



I think solids can become liquids.

I think liquids can become gas.

