

- Surveys show that the city has the worst traffic in the world. It is worse than Sao Paulo, Brazil. The average commuter spends four hours in traffic per day. There are approximately 6 million cars, taxis, buses, and other vehicles carrying 22 million people.

Quality-of-Life Indicators

What do you look for in a town/community?
Check the indicators that are important to you.





- ☐ Cost of living
- ☐ Cost of housing
- ☐ Clean air/air quality
- ☐ Low crime rate
- ☐ Green areas
- ☐ Hospitals
- ☐ Schools
- ☐ Public transportation
- ☐ Culture and recreation

Quick Check ✓

- A. Vocabulary.** Underline the comparative and superlative forms in the article.
- B. Comprehension.** Answer **true** or **false**.
- _____ In Japan, trains are less expensive than planes.
 - _____ The trains in Japan travel at a speed faster than sound.
 - _____ The crime rate in Hong Kong is as low as that of Singapore.
 - _____ Cambridge has a lot of green areas, but noise is a problem.
 - _____ The traffic in Mexico City is much worse than in Sao Paulo.
- C.** Rank the items in the quality-of-life chart from 1-9. Compare your answers with a partner.

2 Pair Work

Ask and **answer** about the places you know. Use ideas in the article and the chart.

-  Do you know what the cost of living is like in Amman?
-  It isn't as expensive as it is in Abu Dhabi.
-  Which do you think is more polluted, Sao Paulo or Mexico City?
-  Sao Paulo is just as polluted as Mexico City.