







## Unit 9: What colour is it?

### A. Students' book



#### Exercise 5 – page 59: Look, read and write




 <p>1. Mary: Is this your .....? Peter: Yes, .....</p>	 <p>2. Mary: Is this your .....? Peter: No, .....</p>
 <p>3. Mary: Is that your .....? Peter: Yes, .....</p>	 <p>4. Mary: Is that your .....? Yes, .....</p>

#### Exercise 6 – page 59: Let's write

<p>1. This is a ..... 2. Is this your .....? Yes, .....</p>	
<p>3. That is a ..... 4. Is that your .....? No, .....</p>	

#### Exercise 5 – page 61: Read and match

<p>1. This is my desk. It is yellow.</p>	
<p>2. These are my pencils sharpeners. They are blue.</p>	

3. That is my pen. It is black.	
4. Those are my pencils. They are green.	
5. That is my bookcase. It is brown.	

1-	2-	3-	4-	5-
----	----	----	----	----

#### Exercise 4 – page 63: Read and match

1. Is that your school bag?	a. Yes, they are.
2. What colour is it?	b. They're green.
3. Are these your rubbers?	c. Yes, it is.
4. What colour are they?	d. It's black.

1-	2-	3-	4-
----	----	----	----



#### Exercise 5 – page 3: Read and complete


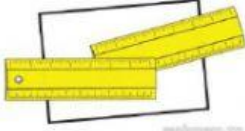
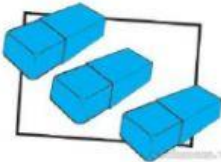
they                  pens                  colour                  desk                  green

This is my school bag. It is ..... That is my ..... It is brown. These are my books. .... are blue. Those are my ..... They are black. And what ..... is your school bag?

### B. Workbook

#### Exercise 3A: Look and write.

1. My pencil is .....	
2. Your school bag is .....	

3. My pen is .....	
4. My rulers are .....	
5. Your rubbers are .....	

### Exercise 1B: read and match

1. Is that your pen?	a. Yes, they are.
2. What colour is it?	b. They are brown.
3. Are these your pencils?	c. It's orange.
4. What colour are they?	d. Yes, it is.

1-	2-	3-	4-
----	----	----	----

### Exercise 2B: Read and complete.

they're      it's      notebooks      are      pencil case

**Nam:** What colour is your .....

**Mai:** ..... green.

**Nam:** Are those your .....

**Mai:** No, they aren't.

**Nam:** What colour ..... your notebooks?

**Mai:** ..... blue.

### Exercise 3B: Put the words in order.

1. notebook / is / your / this ?

.....

2. colour / what / pen / is / your ?

.....

3. these / are / rulers / your ?

.....

4. are / what / your pencil sharpeners / colour


.....

### Exercise 1D: Read and complete

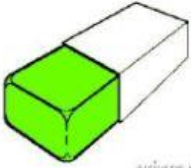



pens	those	notebook	colour	yellow
------	-------	----------	--------	--------

These are some school things on my desk. This is my school bag. It is ..... That is my ..... It is blue. These are my ..... They are black. .... are my pencils. They are orange. What ..... are your pencils?

### Exercise 2D: Read and write.

<ol style="list-style-type: none"> <li>Are there any school things on the desk? .....</li> <li>What colour is the school bag? .....</li> <li>What colour is the notebook? .....</li> <li>What colour are the pens? .....</li> <li>What colour are the pencils? .....</li> </ol>	
---	--

### Exercise 1E: Look and write

	
<ol style="list-style-type: none"> <li>This is ..... It is ..... and .....</li> </ol>	<ol style="list-style-type: none"> <li>That is my ..... It's .....</li> </ol>
	
<ol style="list-style-type: none"> <li>These are my ..... They are .....</li> </ol>	<ol style="list-style-type: none"> <li>Those are my ..... They're .....</li> </ol>

### Exercise 2E: Write the answers.

- What colour is your school bag?  
.....
- What colour is your pen?

.....  
3. What colour are your notebooks?

.....  
4. What colour are your pencils?

.....