

# ENGLISH LANGUAGE TEST (UNIT 6)

Time: 30 minutes

## I. READING AND WRITING


Task 1. Look and write. There is one example.

Example:

epno → o \_ \_ \_  
epno → open



1. ist down →  
s \_ \_ down



2. omce in →  
c \_ \_ in



3. csole →  
c \_ \_ \_



4. kepas →  
s \_ \_ \_



5. wiret →  
w \_ \_ \_



Task 2. Look and read. Tick ☒ or cross ☒ the box. There are two examples.

Sit down!

Stand up!

Examples:



A. ☒



B. ☒

1.  
Stand up, please!



2.  
Come here, please!



☐

3.

Open your book, please!

☐☐

4.

May I come in?


☐

5.

May I write my name here?

☐

Task 3. Read and complete. There is one example.



open	read	yes	can	may	<u>go</u>
------	------	-----	-----	-----	-----------

Tony: May I (0) go out, Sir?

Teacher: Yes, you (1) \_\_\_\_\_, Tony.  
Now, class, (2) \_\_\_\_\_ your books and (3) \_\_\_\_\_ aloud.

Peter: (4) \_\_\_\_\_ I ask a question?

Teacher: (5) \_\_\_\_\_, you can.


## II. LISTENING

Task 1. Listen and tick ☒. There is one example.

Example:

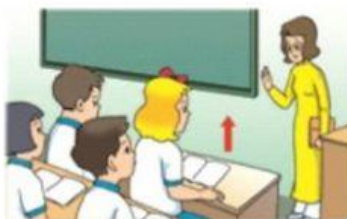


A. ☒



B. ☐

1.



A. ☐




B. ☐

2.



A. ☐



B. ☐

3.



A. ☐



B. ☐

4.



A. ☐



B. ☐

5.




A. ☐



B. ☐

Task 2. Listen and tick ☒ or cross ☒. There are two examples.

Examples:



A. ☒



B. ☒

1.



☐

2.



☐

3.



☐

4.

5.


☐

☐

Task 3. Listen and number the pictures. The first picture is done for you.

*Example:*



A. ☒



B. ☐



C. ☐



D. ☐



E. ☐



F. ☐

-- The end --