



## UNIT 5: Things To Do

### Lesson 1: Actions

( p. 44,45)

#### REMEMBER

##### \*Vocabulary (p.44)







1. read    2. write    3. draw    4. talk    5. sing    6. dance

##### \* Structure (p.45)

1. What are you doing? - I'm reading
2. What's he doing? - He's singing.
3. What's she doing? - She's singing

Workbook (p.44,45)

### Look, read and choose the correct answer.

1. 	2. 	3. 
4. 	5. 	6. 

### Read and choose the correct answer.

- |   |   |
|---|---|
| 1. A. What are you doing?<br>B. What you are doing? | 2. A. What she is doing?<br>B. What is she doing? |
| 3. A. I am writing.<br>B. I am writeing.            | 4. A. She is reading.<br>B. She's is reading.     |

## Read and drag the words to fill in the blank

What

talking

He's

drawing

isn't

1.



She is..... She.....writing.

2.



.....are you doing?

- I'm.....

3.



.....dancing.

## Read and match.

1. What's she doing?

2. What's he doing?

3. What are you doing?

A. I'm singing.

B. She is drawing.

C. He's writing

## Choose the odd one out

1. talk

draw

dance

coat

2. talking

drawing

dancing

reading

3. am

sing

is

are

## Write: am - is - are

1. What .....you doing?

2. I.....playing.

3. My mom.....reading.

4. My father .....watching TV.

## Look at the picture. Write the question, then answer.

1



What's.....?

He's.....