




















Đề thi học kỳ 1 môn tiếng anh 3

I. LISTENING

Task 1. Listen and tick V. There is one example.

Example:		
	A. <input checked="" type="checkbox"/>	B. <input type="checkbox"/>
1.		
	A. <input type="checkbox"/>	B. <input type="checkbox"/>
2.		
	A. <input type="checkbox"/>	B. <input type="checkbox"/>
3.		
	A. <input type="checkbox"/>	B. <input type="checkbox"/>
4.		
	A. <input type="checkbox"/>	B. <input type="checkbox"/>
5.		
	A. <input type="checkbox"/>	B. <input type="checkbox"/>

Task 2. Listen and tick V or cross X. There are two examples.






Examples:		
	A. <input checked="" type="checkbox"/>	B. <input checked="" type="checkbox"/>
1.	2.	3.
		
<input type="checkbox"/>	<input type="checkbox"/>	<input type="checkbox"/>
4.	5.	
		
<input type="checkbox"/>	<input type="checkbox"/>	

Task 3. Listen and number the pictures. The first picture is done for you.





Example:		
	A. <input type="text" value="0"/>	
		
B. <input type="text"/>	C. <input type="text"/>	D. <input type="text"/>
		
E. <input type="text"/>	F. <input type="text"/>	

II. READING

Task 1. Look and write. There is one example.

1. <u>si</u> ht → t _ _		2. <u>ht</u> at → t _ _	
3. <u>on</u> Ty → T _ _		4. <u>o</u> N → N _	
5. <u>es</u> Y → Y _ _			

Task 2. Look and read. Tick V or cross X the box. There are two examples.

1. Linda: Who's this? Mary: It's my friend Tom.		2. Linda: Hello, Mary. This is my friend Mai. Mary: Hi, Mai. Mai: Hello.	
	<input type="checkbox"/>		<input type="checkbox"/>
3. Mary: That's my friend Tony. Nam: He's nice.		4. <u>Quan</u> : This is Tony and this is <u>Hoa</u> . They are my friends. <u>Linh</u> : Nice to meet you, Tony and <u>Hoa</u> .	
	<input type="checkbox"/>		<input type="checkbox"/>

Task 3. Read and complete. There is one example.

Mai: Hello! My (0) name is Mai.

Tony: Hello! Nice to meet you. (1) _____ name is Tony. Is this your (2) _____?

Mai: Yes, it is.

Tony: And (3) _____ these your pencils?

Mai: No, they (4) _____.

Tony: And are those your (5) _____?

Mai: Yes, they are.

Task 4. Read and match.

A	B
5. Is that Lisa?	a. No, they aren't.
6. Are they your friends?	b. P - H - O - N - G.
7. How do you spell your name?	c. It is Mr. Loc.
8. Who is this?	d. Yes, it is.

Task 5: Look and circle the best answer.



stand up



go out



pen

ruler

notebook



classroom

school

library



football

chess

badminton



eight

nine

seven