

REVIEW HK1

Task 1. Listen and tick ☒ or cross ☒. There are two examples.

Examples:



A. ☒



B. ☒

1.



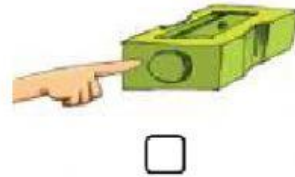
☐

2.



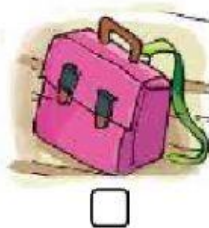
☐

3.



☐

4.



☐

5.



☐

Task 2. Listen and number the pictures. The first picture is done for you.

Example:



A.



B.



C.



D.



E.



F.

Task 3. Look and circle the correct answer.



1. a. come here
b. come in



2. a. notebooks
b. notebook



3. a. playground
b. gym



4. a. playground
b. library

Task 5. Look and read. Put a tick (✓) or cross (X) in the box.



1. This is pen.



2. This is a pencil



3. Those are rulers.



4. We are in the classroom .



5. May I open my boook?



6. A: What colour are your rubbers?
B: They are pink.



Task 6. Look, read and write Yes or No . There is one example.



1. This is a pen. Yes
2. That is a desk. _____
3. Is it a book? – Yes, it is. _____
4. These are my pencil sharpeners. _____
5. Those are pencil cases _____

Task 7. Look at the picture. Look at the letters. Write the words.



What is your name?




This is my fr__nd Nam.
name?



How do you sp__l your



Is this school b__ new?



The ruler is w_____.



What are the__?

Task 8. Read and Match.

A		B
1. How do you spell your name?	1 -D	a. No, you can't.
2. May I come in, Sir?	2 -	b. Bye.
3. What's that?	3 -	c. Yes, it is.
4. Goodbye	4 -	d. T-O-N-Y.
5. Is your school library big?	5 -	e. It's a book.

Task 9. Put the words in the correct order to make correct sentence.

1: is/ This / school./ my

2: my/friend./ is/ This

3: your/ that/ Is/ eraser?

4: name/ My/ Long./ is / you?/ And

5. playground / is/ The/ large.
