

Part 1


– 5 questions –

Look and read. Put a tick (✓) or a cross (X) in the box.
There are two examples.

Examples



These are grapes.



This is a house.



Questions

1



This is a helicopter.



2



This is a clock.

☐

3



These are shells.

☐

4



This is a sock.

☐

5



These are chairs.

☐

Part 2

– 5 questions –

Look and read. Write **yes** or **no**.



Examples

There are two armchairs in the living room. yes

The big window is open. no

Questions

1 The man has got black hair and glasses.

2 There is a lamp on the bookcase.

3 Some of the children are singing.

4 The woman is holding some drinks.

5 The cat is sleeping under an armchair.

Part 3

– 5 questions –

Look at the pictures. Look at the letters. Write the words.

Example



s n a k e



Questions


1





2





3





4





5






Part 4

– 5 questions –

Read this. Choose a word from the box. Write the correct word next to numbers 1–5. There is one example.

Lizards



Lots of lizards are very small animals but some are really big.

Many lizards are green, grey or yellow. Some like eating (1) and some like eating fruit.

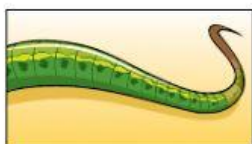
A lizard can run on its four (2) and it has a long (3) at the end of its body.

Many lizards live in (4) but, at the beach, you can find some lizards on the (5) Lizards love sleeping in the sun!


Example



animals



tail



balloon



trees



legs



spiders



teacher



sand

Part 5

– 5 questions –

Look at the pictures and read the questions. Write one-word answers.



Examples

Where are the people? in the kitchen

How many children are there? two

Questions

- 1 What are the children playing with? some toy



2 What is Mum standing on? a

3 Where is the spider? on Mum's



4 Who is pointing? the

5 Where are the children? in the