






REVISION 5

Date:
 Name:
 Class: Starter 3A
 Teacher: Jenny

Exercise 1: Listen and write a name or a number. There are two examples.

 <p>Sue</p>	 <p>9</p>
--	---

 <p>1.</p>	 <p>2.</p>	 <p>3.</p>
 <p>4.</p>	 <p>5.Street</p>	

Exercise 2: Listen and tick (V) the box. There is one example.

1. What is Mum doing?



A




B



C


1. What's the dog doing?



A



B



C

2. What does Grandma like doing?



A



B



C

3. What are the children eating?



A



B



C

4. What's Dad doing?



A



B



C

5. What's the cat doing?












A




B



Exercise 3: Look and read. Put a tick (V) or a cross (X) in the box.






<p>1. She is a teacher.</p> <div style="display: flex; align-items: center;"> <input style="width: 40px; height: 40px; margin-right: 10px;" type="checkbox"/>  </div>	<p>2. He is playing the guitar.</p> <div style="display: flex; align-items: center;"> <input style="width: 40px; height: 40px; margin-right: 10px;" type="checkbox"/>  </div>	<p>3. The books are under the table.</p> <div style="display: flex; align-items: center;"> <input style="width: 40px; height: 40px; margin-right: 10px;" type="checkbox"/>  </div>
<p>4. There are three birds.</p> <div style="display: flex; align-items: center;"> <input style="width: 40px; height: 40px; margin-right: 10px;" type="checkbox"/>  </div>	<p>5. This is an elephant.</p> <div style="display: flex; align-items: center;"> <input style="width: 40px; height: 40px; margin-right: 10px;" type="checkbox"/>  </div>	<p>6. This T-shirt is red.</p> <div style="display: flex; align-items: center;"> <input style="width: 40px; height: 40px; margin-right: 10px;" type="checkbox"/>  </div>
<p>7. The monkey is sleeping.</p> <div style="display: flex; align-items: center;"> <input style="width: 40px; height: 40px; margin-right: 10px;" type="checkbox"/>  </div>	<p>8. He is watching TV.</p> <div style="display: flex; align-items: center;"> <input style="width: 40px; height: 40px; margin-right: 10px;" type="checkbox"/>  </div>	<p>9. This is a clock.</p> <div style="display: flex; align-items: center;"> <input style="width: 40px; height: 40px; margin-right: 10px;" type="checkbox"/>  </div>

Exercise 4: Look, read and write Yes or No.



1. The monkey is eating banana.	
2. There is a grey horse.	
3. The giraffes are running.	
4. The crocodiles are sad.	
5. There are three children.	
6. The hippos are happy.	
7. There are two tigers.	
8. Two crocodiles are in the water.	

Exercise 5: Look at the pictures. Look at the letters. Write the words.

1. 	-----	o t r r a p
2. 	-----	e e p s h
3. 	-----	a t g o
4. 	-----	i n u g p e n
5. 	-----	i r t c h s o

Exercise 6: Read, look and write the correct word in the blank.

What am I?






You can find me in a house . People have me in their (1) _____.

There are one or two (2) _____ next to me and a small

(3) _____ in front of me. People like to sit on me and watch

(4) _____ or drink (5) _____ with

their friends.

1. 	2. 	3. 	4. 	5. 
---	--	--	---	--