



Cambridge Primary Programme

Name: \_\_\_\_\_




Date: \_\_\_\_\_

Class: \_\_\_\_\_

1. Look and write.

Non-living

Living



\_\_\_\_\_

\_\_\_\_\_

\_\_\_\_\_




\_\_\_\_\_

\_\_\_\_\_

\_\_\_\_\_

2. Match each animal to its baby. Write what the baby is called.

1.



**bear**

•


•



**chick**

\_\_\_\_\_

2.



**elephant**

•

•



**cub**

          
*cub*


3.



**penguin**

•

•



**duckling**

\_\_\_\_\_

4.



**chicken**

•

•



**kid**

\_\_\_\_\_

5.



**duck**

•

•



**chick**

\_\_\_\_\_


6.



**goat**

•

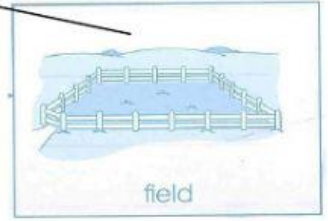

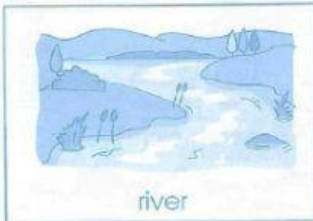



•



**calf**

\_\_\_\_\_

3. Draw a line from each animal to its local environment.



4. Put the food into the correct group.



Healthy



Unhealthy



water







water



cake



cola



crisps



spinach



bananas