Topic: Giving directions in a hotel

Time: 40 minutes *Module 6: Location of facilities* *Cousebook: Be my guest*

I. Match the directions with the meaning *(Nối các từ chỉ phương hướng với nghĩa của chúng)*

turn right	đi xuống
turn left	rẽ phải
go up	bên cạnh
go down	đi lên
next to	đối diện
opposite	rẽ trái

II. Look at the plans in the hotel and read. Choose True or False *(Nhìn sơ đồ khách sạn và đọc các câu sau. Chọn Đúng hoặc Sai)*

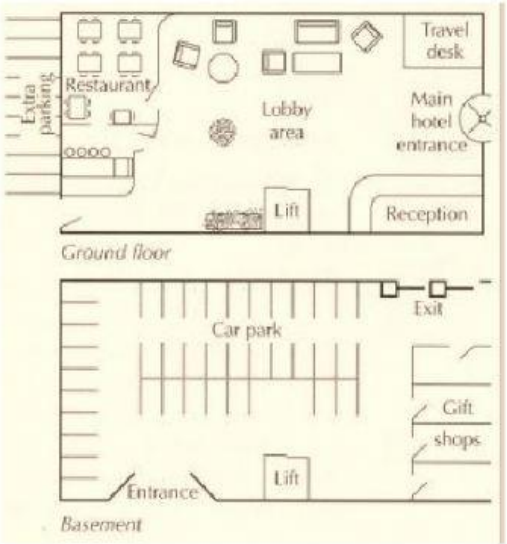

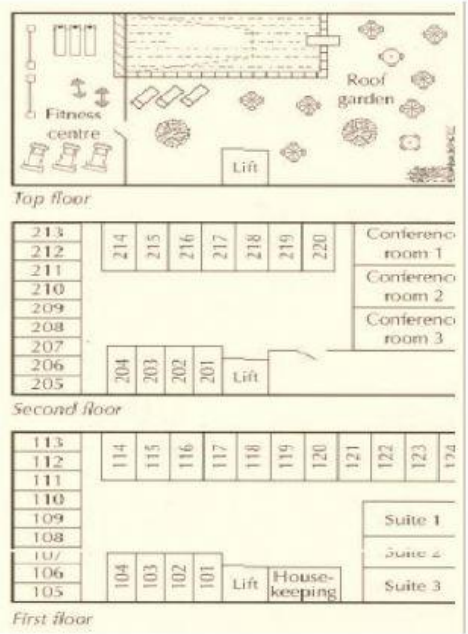

Example: The car park is in the basement. (True)

	True	*False*
1. The travel desk is opposite the reception desk.		
2. All the conference rooms are on the first floor.		
3. The pool is on the second floor, next to the fitness centre.		
4. The bar is near the restaurant.		
5. You can also park just behind the hotel.		

LIVEWORKSHEETS

III. Listen. Drag and drop the place the speaker wants to go in a hotel. *(Bấm file nghe. Kéo thả những nơi người nói muốn hỏi đúng vị trí)*

the bar	the travel desk	the gift shop	the fitness centre

1. .....

2 .....

3 .....

4 .....

Listen again and fill in the gaps. *(Bấm file nghe lại và chọn đáp án đúng)*

1. The gift shop is in the_____on your_____.

2. The _____ is on the ground floor, _____ the reception desk.

3. The bar is inside the_____ on the_____ floor.

4. The fitness centre is on the _____ floor. It's _____ the swimming pool.

IV. Join the sound with the picture. *(Bấm loa nghe. Nối âm thanh với tranh)*

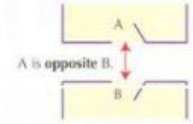

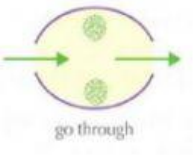

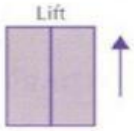

LIVEWORKSHEETS

V. Give directions in the hotel.

Look at the plan. Give directions to the location of these services in the hotel. *(Nhìn sơ đồ. Gõ chỉ dẫn đến các nơi sau tại khách sạn)*

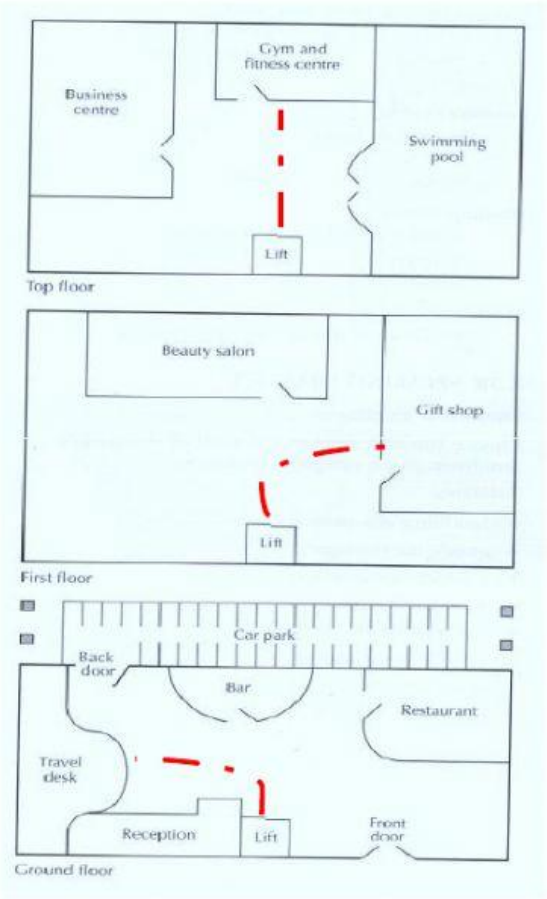

1.

A: Excuse me, where is the gym and finess centre, please?

B:_____

_____

_____

A: Oh, I see, thank you very much.

2.

A: _____?

B: _____

_____

_____

A: Thank you.

B: _____

3.

A: _____

B: Yes,_____

_____

_____

A: _____

B: You're welcome.

LIVEWORKSHEETS