

Unit 10: I've printed all my work!

Lesson 5: Skills time!

1 Write the word.

type the address

subject

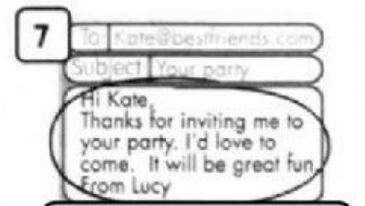


keyboard

spell checker

attach a photo

websites

send a message



2 Write, using the words above (in exercise 1).

1. Before you send your email, it is good to check the spelling by using a _____.
2. When you send an email, you click on **To** and type the person's email _____.
3. This is what you write in the email. _____
4. When you go on the Internet, you can look at lots of different _____.
5. You can _____ a photo to your email.
6. We type our documents using a _____.
7. The _____ tells you what the email is about.

3 Read and match.

- 1 You write the person's email address here.
- 2 You write what the email is about here.
- 3 You send your message by clicking on this.
- 4 You correct your spelling by clicking here.
- 5 You add pictures with this.

