
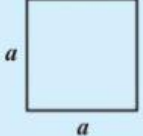
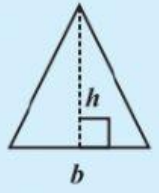
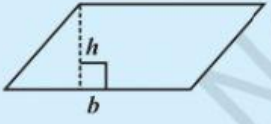
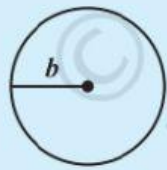


Chapter 11 Class VIII

Match the column of the following join line on shape with area

Diagram	Shape	Area
	rectangle	$a \times a$
	square	$b \times h$
	triangle	πb^2
	parallelogram	$\frac{1}{2} b \times h$
	circle	$a \times b$