

WEEK 5 PARTIAL 2

DESTREZA: EFL 5.2.3. Follow main ideas in topics covered in other curricular subjects with the help of visual support, using concepts and vocabulary that have been studied in advance.

OBJETIVO DE APRENDIZAJE PARA LA SEMANA: At the end of this lesson students will be able to recognize "Countable and Uncountable nouns / Adjectives" in context, according to their level.

TEMA: COUNTABLE AND UNCOUNTABLE NOUNS / ADJECTIVES

DESARROLLO DE LA ACTIVIDADES:

FECHA

CLASSWORK # 5

COUNTABLE AND UNCOUNTABLE NOUNS / ADJECTIVES

A. Read about Countable and Uncountable nouns: Uses and examples.

COUNTABLE AND UNCOUNTABLE NOUNS

ENGLISH
GRAMMAR

COUNTABLE AND UNCOUNTABLE NOUNS



COUNTABLE NOUNS

We can count

Have a singular and plural form → a tree two trees
Can use a *singular* verb or → The **book** is old.
a *plural* verb → The **books** are old.

UNCOUNTABLE NOUNS

We cannot count

Have only one form (no plural) → butter ~~butters~~
Always use a singular verb → **Sugar** is sweet.
Cannot use *a, an* or *a number* → ~~a~~ rice ~~two~~ rice
before them → ~~a~~ bread ~~two~~ bread

UNCOUNTABLE NOUNS ARE OFTEN...

ABSTRACT IDEAS (cannot touch)

love, freedom, education, luck,
help, beauty, music, thunder

LIQUIDS & GASES

water, milk, wine, oil, coffee, rain,
soup, air, smoke, blood, juice, fog

MADE OF SMALLER PARTS

sugar, rice, salt, sand, flour, dirt,
dust, traffic, grass, spaghetti

MATERIALS

wood, glass, paper, gold, silver,
ice, iron, cotton, wool, steel

SOME FOOD (cut into small parts)

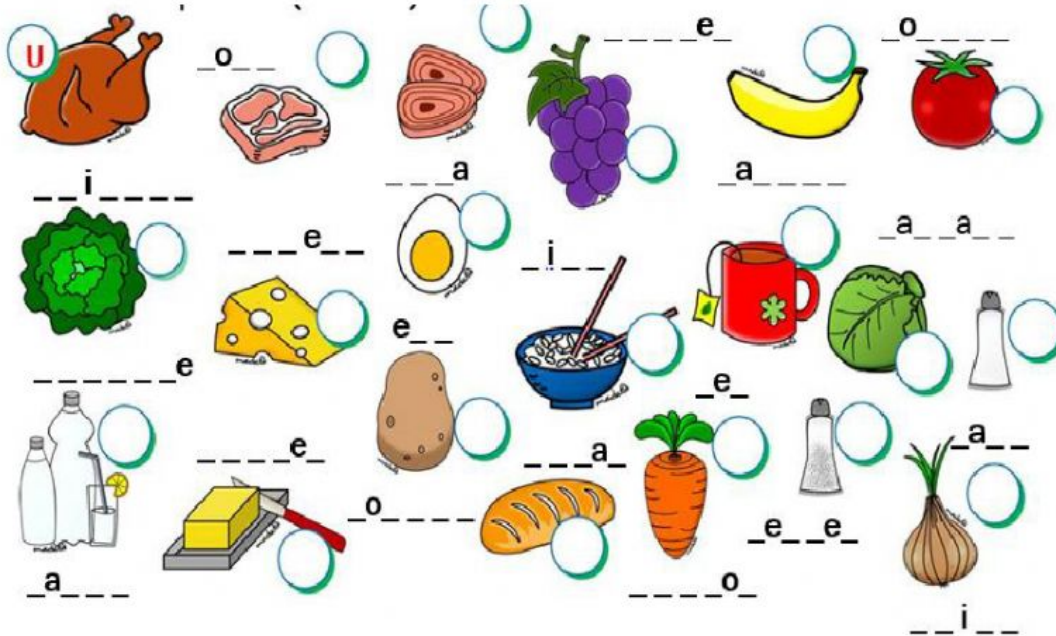
bread, fish, cheese, chocolate,
meat, bacon, food, ham

BE CAREFUL! (uncountable in English)

furniture, advice, work, news,
information, luggage, money






Viernes
17
diciembre
2021

B. Label the pictures. Then write **C** Countables or **U** Uncountables.



C. Put the words in the box in the correct group.

biscuits bread cereal crisps dog food fried tomatoes ham lemon oil salad sardines
soup sugar water wine

				
<div></div>	<div></div>	<div></div>	<div></div>	<div></div>
<div></div>	<div></div>	<div></div>	<div></div>	<div></div>
<div></div>	<div></div>	<div></div>	<div></div>	<div></div>

D. Vocabulary: Read the chart about "Food Adjectives"



Food Adjectives



<ul style="list-style-type: none"> Acid Acidic Ample Appealing Appetizing Aromatic Astringent Aromatic Baked Balsamic Beautiful Bite-size Bitter Bland Blazed Blended Blunt Boiled Briny 	<ul style="list-style-type: none"> Boiled Briny Brown Burnt Buttered Caked Calorie Candied Caramelized Caustic Center cut Cheesy Chocolate Cholesterol free Chunked Classic Classy Cold Cool 	<ul style="list-style-type: none"> Crafted Creamed Creamy Crisp Crunchy Cured Cutting Dazzling Deep-fried Delectable Delicious Delight Distinctive Doughy Dressed Dripping Drizzle Dry Dull 	<ul style="list-style-type: none"> Edible Elastic Ethnic Extraordinary Famous Fantastic Fetid Fiery Filet Fizzy Flaky Flat Flavored Flavorful Fleshy Fluffy Fragile Free Fresh 	<ul style="list-style-type: none"> Fried Frozen Fruity Furry Famy Garlic Generous Gingery Glazed Golden Gorgeous Gourmet Greasy Grilled Gritty Harsh Heady Honey Hot 	<ul style="list-style-type: none"> Icy Infused Inspid Intense Juicy Jumbo Kosher Large Lavish Lean Leathery Lite Lively Low Low-fat Luscious
---	---	--	---	---	--

E. Match the food adjectives with the definitions.

delicious greasy spicy bland fresh sweet sour tasty bitter rich

- | Food adjective | Definition |
|--------------------------|---|
| 1. <input type="text"/> | usually an enjoyable taste, characteristic of sugar |
| 2. <input type="text"/> | good flavour and nice to eat. |
| 3. <input type="text"/> | food containing a lot of fat, sugar, etc. |
| 4. <input type="text"/> | an acid taste, e.g. lemon |
| 5. <input type="text"/> | highly pleasant taste |
| 6. <input type="text"/> | recently made or obtained |
| 7. <input type="text"/> | a sharp, often unpleasant taste |
| 8. <input type="text"/> | tasteless, flavourless |
| 9. <input type="text"/> | food containing or covered with fat or oil |
| 10. <input type="text"/> | flavoured with spices/chillies |


F. Complete each sentence with a food adjective from exercise E.

1. Most fried foods are very . They aren't good for your health.
2. The tom yam kung was very . I think they put five chillies in it!
3. Coffee, dark chocolate and beer usually taste .
4. My dessert was very , so I didn't eat it.
5. If you forget to put milk in the fridge, it will go .

HOMEWORK # 5

READING/ LUCY'S FAVOURITE FOOD

A. Read the text and write True or False next to the sentences.



My name is Lucy. I don't eat meat, but I eat fish, cheese and eggs. For breakfast I usually have a glass of milk and some fruit. At lunchtime I have my packed lunch- a cheese sandwich, a yoghurt and orange juice. I don't eat school meals because I don't like them. When I get home from school I usually have a snack- a packet of crisps or some fruit. For dinner we often have fish with salad or pasta. My favourite meal is pizza. I sometimes go to a restaurant with my parents at the weekend. I love Italian food but my parents prefer French food so sometimes we go to my parents' favourite restaurant. They always have steak and chips! It's difficult for me because I don't like meat, so I usually have salad. I think good food is very important. I eat fruit and vegetables every day. My best friend never eats salad or fruit. She prefers burgers and sausages. Sport is also very important. I play volleyball every week and I always walk to school. I also go to a karate club on Wednesday with my sister Judith.

1. Lucy eats meat _____
2. She always has milk and fruit for breakfast. _____
3. She doesn't have a school lunch. _____
4. She likes the school meals. _____
5. After school she usually has a snack. _____
6. Lucy's favourite restaurant is Italian. _____
7. Her parents' favourite restaurant is French. _____
8. Lucy's best friend also eats fruit and vegetables. _____
9. Lucy doesn't usually walk to school. _____
10. She goes to a karate club with her sister. _____

B. Listen. What are the differences?

<https://drive.google.com/file/d/1WbBtrEIANvmjbSfSERZZMDwSTefZeI8L/view>

- A) TICK (✓) THE NEW INGREDIENTS YOU HEAR.
NOW THEY ARE GOING TO MAKE "Apple pie".

- | | | |
|------------------------------------|---|---|
| <input type="checkbox"/> milk | <input type="checkbox"/> cream | <input type="checkbox"/> oil |
| <input type="checkbox"/> sugar | <input type="checkbox"/> cooking apples | <input type="checkbox"/> custard powder |
| <input type="checkbox"/> chocolate | <input type="checkbox"/> flour | <input type="checkbox"/> butter |
| <input type="checkbox"/> eggs | <input type="checkbox"/> cheese | <input type="checkbox"/> vanilla |

- B) THEN, TICK (✓) THE THINGS MUM NEEDS TO BUY AT THE SUPERMARKET.

- | | | |
|------------------------------|---|-------------------------------|
| <input type="checkbox"/> oil | <input type="checkbox"/> cooking apples | <input type="checkbox"/> eggs |
|------------------------------|---|-------------------------------|

Bibliografia: <https://tr.pinterest.com/pin/80853755801138483/>