

# Senthil Middle School, Keppurengan Patti.

## Science Worksheet : 3






Name :

Class : 6

3. True or False?

- a) Fulcrum is essential for inclined plane.
- b) Hammer is an example of Class II lever.
- c) Fulcrum is essential for a lever to do work.

4. Identify and write the types of levers in the tool pictures given below. Mark and write as 1 for load, 2 for effort and 3 for fulcrum in the picture given below.

5. Mark the location of load, effort and fulcrum in the picture and identify the type of lever.

