

TOPIC: BACK TO SCHOOL
REVISION





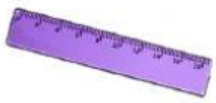


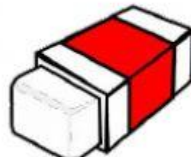







Date:

Name:

Class: Po 3









Teacher: Jenny

Exercise 1: Look , choose one word from the table and write:















				
.....
				
.....
				
.....

pen	pencil	ruler	map	bookcase
pencil case	rubber	board	computer	desk
compass	book	notebook	crayon	school bag

Exercise 2: Write : a - an

			
_____ umbrella	_____ apple	_____ cat	_____ book
			
_____ orange	_____ banana	_____ egg	_____ bird

Exercise 3: Look and write:

<p>1. What is this? This is a</p>  	<p>5. What is this?</p> <p>_____</p>  
<p>2. What is that? That is a</p>  	<p>6. What is this?</p> <p>_____</p>  
<p>3. What is this? This is a</p>  	<p>7. What is that?</p> <p>_____</p>  
<p>4. What is that? That is a</p>  	<p>8. What is that?</p> <p>_____</p> 