



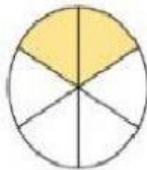


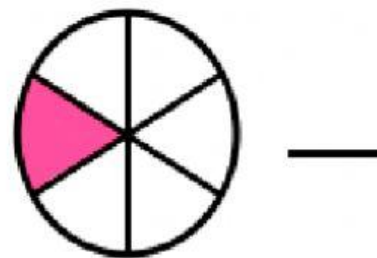
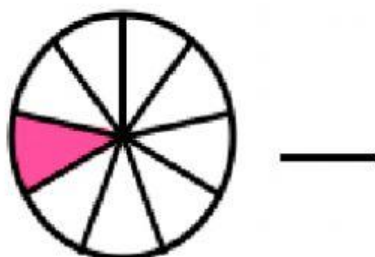
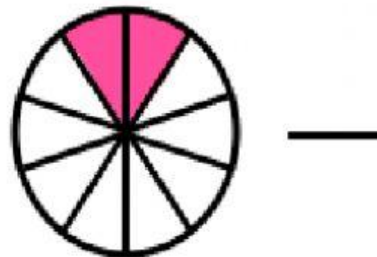
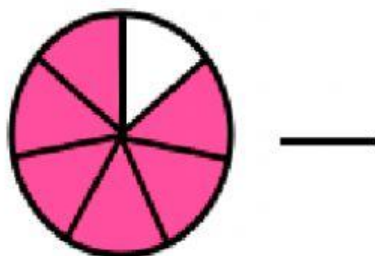
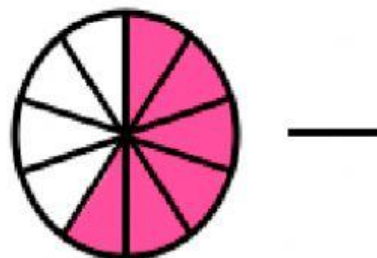
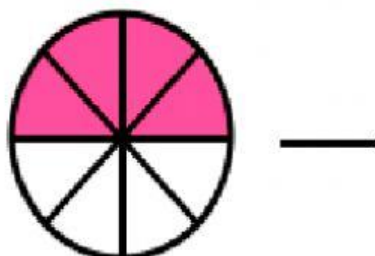
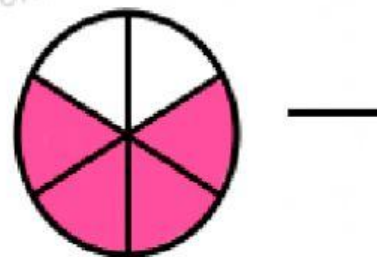
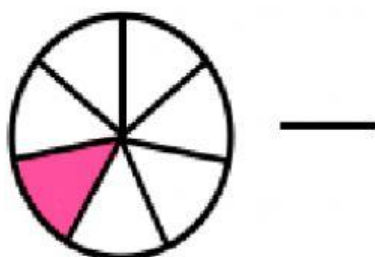
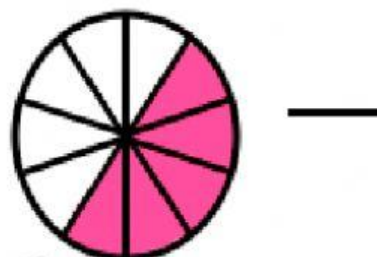
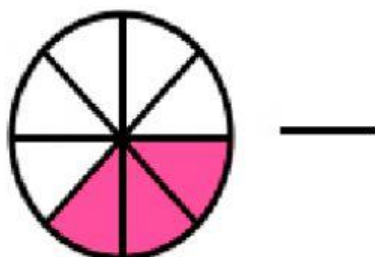
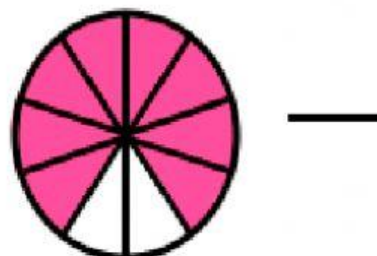



Actividades de Repaso. Representación de fracciones.

1. Ubica en cada cuadro la representación gráfica de cada fracción.

$\frac{1}{2}$		
$\frac{3}{4}$		
$\frac{2}{5}$		
$\frac{2}{6}$		
$\frac{1}{7}$		
$\frac{3}{8}$		
$\frac{7}{9}$		

2. Escribe la fracción que indica cada gráfico.



edufichas.com

2. Escriba la fracción que corresponde a cada punto en cada una de las semirrectas numéricas.

