

VOCABULARY

Christmas

Lesson 1

PLAY

PLAY

PLAY



stocking



present



reindeer



red hat



snowman



Christmas tree




Santa claus



ornaments




I. Look at the shadow and match with the correct picture.



Exercise

II. Look and how many items should we color?.

Example:



Exercise

Objects counting. Count the objects and circle the right number.



1 2 5



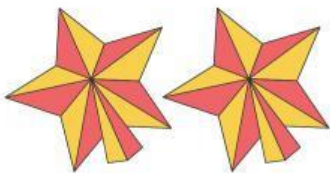
3 4 5



3 5 7



5 6 7



1 2 4






2 3 4




Exercise




Christmas




IV. Listen and choose the correct answer.




1  a  b 

4  a  b 

2  a  b 

5  a  b 

3  a  b 

6  a  b 

Christmas-Themed Phase 2 Colour by Phoneme

Colour the snowman using the colours in the key.

Key: **e** **u** **r** **h** **b** **f**

