



SECTION 2:

READING AND WRITING

(15 minutes)



PART 1

- 5 questions -

Look and read. Put a tick (✓) or cross (✗) in the box. There are two examples.

★ Examples:



This is an eye.



These are guitars.



★ Question:

1.



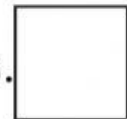
This is an apple.



2.



These are pink crayons.



3.



These are boards.



4.



This is a radio.



5.



These are posters.



PART 2

- 5 questions -

Look and read. Write yes or no. There are two examples.



★ **Examples:**

The boy has blue eyes.

.....No.....

There is a board in the classroom.

.....Yes.....

★ Question:

1. The teacher is wearing a yellow shirt.
2. The girl has black eyes.
3. There is a white computer.
4. There are two radios.
5. There are four purple crayons.

PART 3

- 5 questions -

Look at the pictures. Look at the letters. Write the words.

★ Example:



t i g e r

g r e
i t

★ Question:

1.



c e r
a m a

2.



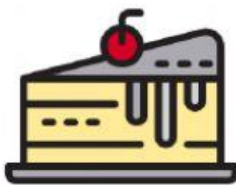
a c f e

3.



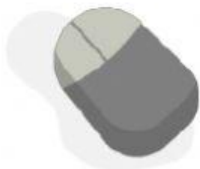
h o l
o c s

4.



k c a e

5.



o s e
m u

PART 4

- 5 questions -

Read this. Choose a word from the box. Write the correct word next to numbers 1-5. There is one example.

MY TEACHER



Hello, my name is Dan. I'm wearing a ...**white**.... shirt. I've got a (1) bag. There are (2) in my bag. This is Mrs. Box. She is my (3) She is wearing a blue dress. This is her (4) It's black. She's got a radio. She likes listening to the (5) My teacher is nice and funny. I like my teacher!



crayons



hair



red



radio



teacher