

Review PAS Grade 2

Fill in the blank.

1. Basic Part of Computer



: ...



: ...



: ...

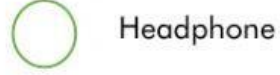


: ...






2. Input Device *Match the picture below by drawing line.



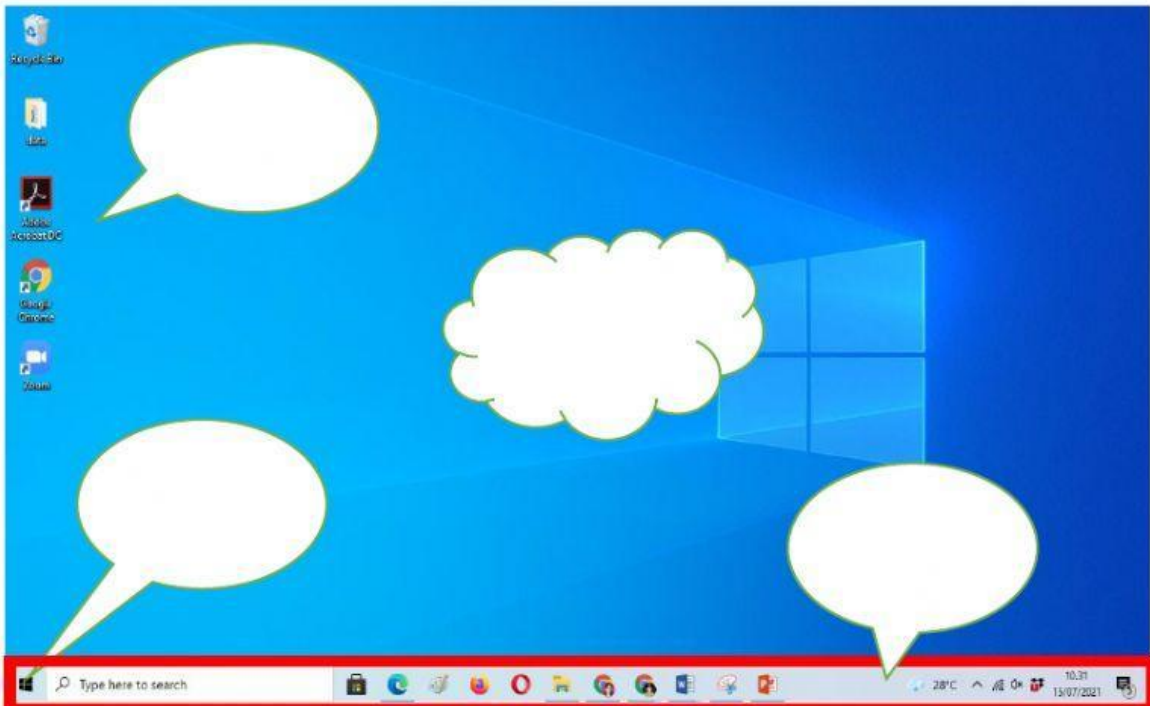
3. Output Device *Match the picture below by drawing line.



Click the correct answer. What kind of device is it?

1		Storage Device	Input Device	Processing Device	Output Device
2		Storage Device	Input Device	Processing Device	Output Device
3		Storage Device	Input Device	Processing Device	Output Device
4		Storage Device	Input Device	Processing Device	Output Device
5		Storage Device	Input Device	Processing Device	Output Device

Windows Desktop * Drag and drop each part name.



taskbar

desktop

icons

Start button

Drag and drop the correct answer.

Start	Desktop	Operating	Taskbar	Icons
-------	---------	-----------	---------	-------

1. Windows is an ... system.
2. The ... button is used for opening programs, document, changing setting and shutting down the computer.
3. A ... is the display screen that appears once the computer is switched on.
4. Small pictures that appear on the desktop are called ...
5. The ... also displays the time.

Paint *Match the picture below by drawing line

☐☐☐☐☐☐☐☐

To draw curve

☐

To free drawing

☐

For typing

☐

To draw rectangle

☐

For coloring shapes

☐

For erasing any part

☐

To draw circle