



## LICEO ALBONOR BILINGUAL EDUCATIONAL UNIT

### SCIENCE 1<sup>ST</sup> PARTIAL 2<sup>ND</sup> QUIMESTER TEST

PERIOD 2021-2022

STUDENT'S NAME: \_\_\_\_\_

GRADE: \_\_\_\_\_

TEACHER: Mrs. Lourdes Velez

DATE: \_\_\_\_\_

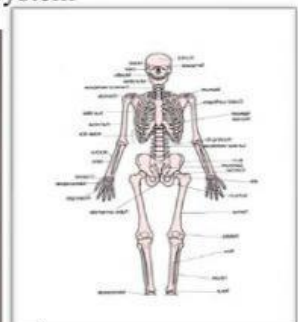
#### RECOMMENDATIONS

1. The online evaluation lasts 40 minutes.
2. Read carefully each statement contained in the online assessment
3. Avoid any attempt of academic dishonesty, in case of incurring in it, it will be sanctioned according to the LOEI articles 223 - 226.
4. During the test, if you have questions, write them in the Zoom chat so that the teacher can help you. Do not activate your microphone during the online assessment.
5. Upload the procedures requested in the assessment in the assignment provided on the Idukay platform.
6. Be clear and specific when writing your answers.

Good luck!

#### 1.- LOOK AND LABEL EACH BODY SYSTEM. ( 2 MARKS)

circulatory system - skeletal system - respiratory system - nervous system



#### 2.-MATCH AS CORRESPOND ORGANS OF THE BODY AND THEIR FUNCTIONS. ( 2 MARKS)

- |             |   |
|-------------|---|
| 1.- Cells   | a) a set of things that work together as a whole. |
| 2.- Tissues | b) work together to form an organ system          |
| 3.- system  | c) work together to form tissues                  |
| 4.- Organs  | d) join with other tissues to form organs         |

A) 1c, 2d, 3a, 4b

B) 1d, 2b, 3c, 4a

C) 1a, 2c, 3d, 4b

D) 1b, 2a, 3c, 4d

**3.- READ ABOUT THE HEART AND COMPLETE THE TEXT ABOUT IT USING THE CORRECT WORDS. (2 MARKS)**

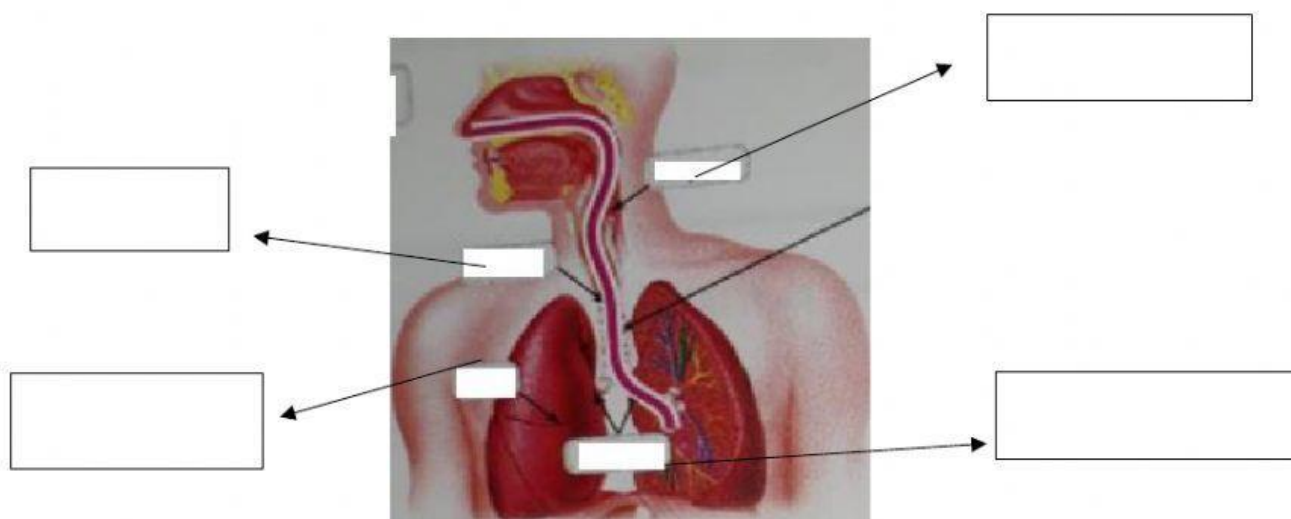
atrium - chambers - carbon dioxide - muscular

**Blood flow through the heart**

The heart is a \_\_\_\_\_ organ that pumps blood throughout your body. Your heart is divided into right and left sides. Each side of the heart has two \_\_\_\_\_ and works as a separate pump to send blood along a different path. Blood enters the heart in the right \_\_\_\_\_. Next, it flows to the right ventricle. The right ventricle pumps blood to the lungs. In the lungs, the blood gets oxygen and gets rid of \_\_\_\_\_. Then blood returns from the lungs and flows into the left atrium. Finally, blood flows to the left ventricle. The left ventricle pumps the oxygen-rich blood through arteries to the entire body.

**4.- LABEL THE PICTURE OF THE RESPIRATORY SYSTEM WRITING THE WORDS IN THE BOX WHERE CORRESPOND. (2 MARKS)**

bronchi - lung - larynx - trachea




**5.- READ DESCRIPTIONS AND MATCH WITH THE CORRECT ORGAN OF THE BODY. (2 MARKS)**

capillary - circulatory system - heart - organ

- |                        |  |
|------------------------|--|
| 1.- capillary          | a) a body system that includes the heart, blood, and blood vessels.    |
| 2.-organ               | b) a group of different tissues that join together into one structure. |
| 3.- circulatory system | c) a muscular organ that pumps blood throughout your body.             |
| 4.- heart              | d) a blood vessel with walls that are only one cell thick.             |
| A) 1b, 2d, 3c, 4a      |  |
| B) 1d, 2b, 3a, 4c      |  |

C) 1a, 2c, 3b, 4d

D) 1c, 2a, 3d, 4b

	TEACHER	ENGLISH COORDINATOR
NAME:	Prof. Lourdes Vélez	Lcda. Joseline Yagual
SIGNATURE:		
DATE:	November 29th ,2021	November 29th ,2021