










# **PART 1: LISTENING ( 20 minutes)**

DE 15

## **Question 1. Listen and tick:**

- |    |   |                            |   |                            |   |                            |
|----|---|----------------------------|---|----------------------------|---|----------------------------|
| 1. |  | a <input type="checkbox"/> |  | b <input type="checkbox"/> |  | c <input type="checkbox"/> |
| 2. |  | a <input type="checkbox"/> |  | b <input type="checkbox"/> |  | c <input type="checkbox"/> |
| 3. |  | a <input type="checkbox"/> |  | b <input type="checkbox"/> |  | c <input type="checkbox"/> |

## **Question 2. Listen and write.**

1. This is my \_\_\_\_.
2. That's my \_\_\_\_\_.
3. This is my \_\_\_\_\_.
4. That's my \_\_\_\_\_.

## **Question 3. Listen and number.**



## **Question 4. Look at the picture. Listen and match.**



1



2



3





4

**Question 5. Listen and complete.**

**Look! Look! Look!**

Look! Look! Look!  
 These are \_\_\_\_ Look! Look! Look!  
 They're my \_\_\_\_ Those are \_\_\_\_  
 Look! Look! Look! They're my \_\_\_\_  
 These are \_\_\_\_ Look! Look! Look!  
 They're my \_\_\_\_ Those are \_\_\_\_  
 They're my \_\_\_\_

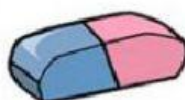
**PART II. READING AND WRITING**

**Question 6. Look at the pictures. Look at the letters. Write the words.**

Example: ymg → g\_\_  
 ymg → gym




1. rbbure →  
 r\_\_\_\_\_



2. ntoebkoo →  
 n\_\_\_\_\_



3. hotes →  
 t\_\_\_\_\_



4. ulrer →  
 r\_\_\_\_\_




5. sepn →  
 p\_\_\_\_\_



**Question 7. Look and read. Put a tick (✓) or cross (X) in the box.**

Examples:

This is my pencil.



A. ☒


That is my pen.



B. ☒

1.

These are my pencil cases.



☐

2.

Those are our desks.



☐

3.

Here is my robot.



☐

4.

These are my school things.



☐

5.

Those are my pens and pencils.



☐

**Question 8. Put the words in order.**

1. is / ruler / my / this

\_\_\_\_\_.

2. that / your / pencil case / is

\_\_\_\_\_?

3. are / these / notebooks / my

\_\_\_\_\_.

4. your / are / those / pens

\_\_\_\_\_?

**Question 9.** Choose a word from the box and write it next to numbers from 1-5.



<u>name</u>	pens	school bag	are	aren't	my
-------------	------	------------	-----	--------	----

*Mai:* Hello! My (0) name is Mai.

*Tony:* Hello! Nice to meet you. (1) \_\_\_\_\_ name is Tony. Is this your (2) \_\_\_\_\_?

*Mai:* Yes, it is.

*Tony:* And (3) \_\_\_\_\_ these your pencils?

*Mai:* No, they (4) \_\_\_\_\_.

*Tony:* And are those your (5) \_\_\_\_\_?

*Mai:* Yes, they are.

**THE END!**