

REVISION 2

Date:

Name:


Class: Starter 3A

Teacher: Jenny

Exercise 1: Listen and write a name or a number. There are 2 examples.

0. What is the girl's name?Kim.....
0. How old is she?8.....
1. What's the name of Kim's father? _____
2. Where does Kim live? In _____ Street
3. How many trees are there on Kim's garden? _____
4. Which school does Kim go to? _____ House school
5. How many children are there in Kim's class? _____

Exercise 2: Look at the pictures and read the questions. Write one-word answers.




1. Where are the children? at _____
2. How many children are there?

3. What colour are the girls' dresses?












4. The girls are playing with a _____
5. How many boys are sitting down?




6. What are the children doing now?

7. Who is with the children?
the _____

Exercise 3: Look and read. Put a tick (V) or a cross (X) in the box.










<p>1. This is a dog.</p> <div style="display: flex; align-items: center;"> <input style="width: 50px; height: 50px; border: 1px solid green; margin-right: 10px;" type="checkbox"/>  </div>	<p>2. This is a bus.</p> <div style="display: flex; align-items: center;"> <input style="width: 50px; height: 50px; border: 1px solid green; margin-right: 10px;" type="checkbox"/>  </div>	<p>3. This is a monster.</p> <div style="display: flex; align-items: center;"> <input style="width: 50px; height: 50px; border: 1px solid green; margin-right: 10px;" type="checkbox"/>  </div>
<p>4. This is a table.</p> <div style="display: flex; align-items: center;"> <input style="width: 50px; height: 50px; border: 1px solid green; margin-right: 10px;" type="checkbox"/>  </div>	<p>5. This is a cake.</p> <div style="display: flex; align-items: center;"> <input style="width: 50px; height: 50px; border: 1px solid green; margin-right: 10px;" type="checkbox"/>  </div>	<p>6. The horse is running.</p> <div style="display: flex; align-items: center;"> <input style="width: 50px; height: 50px; border: 1px solid green; margin-right: 10px;" type="checkbox"/>  </div>
<p>7. There are three books.</p> <div style="display: flex; align-items: center;"> <input style="width: 50px; height: 50px; border: 1px solid green; margin-right: 10px;" type="checkbox"/>  </div>	<p>8. The cat is on the table.</p> <div style="display: flex; align-items: center;"> <input style="width: 50px; height: 50px; border: 1px solid green; margin-right: 10px;" type="checkbox"/>  </div>	<p>9. The sofa is next to the table.</p> <div style="display: flex; align-items: center;"> <input style="width: 50px; height: 50px; border: 1px solid green; margin-right: 10px;" type="checkbox"/>  </div>

Exercise 4: Look, read and write Yes or No.



1. The girl is playing on the computer.	
2. There are five animals.	
3. The mouse is under the chair	
4. The dog has got black ears.	
5. The cat is sleeping on the floor.	
6. The girl is sitting between the sofa and the computer.	
7. The dog is jumping on the sofa.	

Exercise 5: Look, read and choose the correct answer:

<p>1. The apple is _____ the table.</p> <p>A. under B. behind C. next to</p> 	<p>2. The doll is _____ the car.</p> <p>A. under B. in front of C. next to</p> 	<p>3. The boy is _____ the box.</p> <p>A. on B. behind C. next to</p> 
<p>4. The shoes are _____ the table.</p> <p>A. on B. behind C. under</p> 	<p>5. The girl is _____ the chair.</p> <p>A. in front of B. behind C. under</p> 	<p>6. The ball is _____ the plant.</p> <p>A. on B. behind C. next to</p> 
<p>7. The cat is _____ the armchair.</p> <p>A. on B. behind C. under</p> 	<p>8. The cat is _____ the window.</p> <p>A. on B. in front of C. under</p> 	<p>9. The giraffe is _____ the basket.</p> <p>A. on B. behind C. under</p> 

Exercise 6: Present simple tense: He/She/It + V(s/es) (Thì hiện tại đơn)

1. She (go) _____ to school at 6:00.
2. My father (play) _____ badminton at weekend.
3. The cat (like) _____ mice.
4. Tom (get) _____ up at 5:45.
5. He often (eat) _____ apple after lunch.
6. My brother (watch) _____ cartoon every evening.
7. Lan often (wash) _____ her face after brushing her teeth.
8. The babies often (cry) _____ after waking up.
9. He always (try) _____ to get the high mark at school.
10. My mother often (buy) _____ new dress for me.

Thông thường, với chủ ngữ số ít: "He/she/it" thường đi với động từ thêm "s"

Nếu động từ kết thúc bằng "o, ch, x, sh, z, s, ss" thì thêm "es"

go- goes, watch-watches, fix=fixes,
wash-washes, miss-misses

Nếu động từ kết thúc bằng "y" chuyển thành "ies" Nhưng trước "y" là nguyên âm "u, e, o, a, i" thì thêm "s" bình thường

cry- cries, try-tries

Nhưng: play-plays, enjoy-enjoys